

201 MILLER STREET, NORTH SYDNEY, 2060

FACADE REMEDIATION

DEVELOPMENT APPLICATION DRAWING LIST

SHEET NUMBER	SHEET NAME	REVISION
DA-00-01	COVER SHEET / DRAWING LIST	1
DA-00-02	SITE LOCATION PLAN	1
DA-00-03	SURVEY PLAN	1
DA-00-04	SITE SETOUT	1
DA-00-05	SCOPING PLANS & ELEVATIONS	1
DA-00-06	SITE ANALYSIS	1
DA-05-01	SITE ELEVATION -WEST (EXISTING)	1
DA-05-02	SITE ELEVATION - NORTH (EXISTING)	1
DA-05-03	SITE ELEVATION - EAST (EXISTING)	1
DA-05-04	SITE ELEVATION - SOUTH (EXISTING)	1
DA-11-01	GROUND FLOOR PLAN (EXISTING)	1
DA-12-01	TYPICAL GA FLOOR PLAN (LEVELS L01- 21)	1
DA-20-01	GA ELEVATIONS - WEST (DEMOLITION & PROPOSED)	1
DA-20-02	GA ELEVATIONS - SOUTH (DEMOLITION & PROPOSED)	1
DA-20-03	GA ELEVATIONS - EAST (DEMOLITION & PROPOSED)	1
DA-20-04	GA ELEVATIONS - NORTH (DEMOLITION & PROPOSED)	1
DA-30-01	GA SECTIONS (PROPOSED)	1
DA-40-01	FACADE TYPES ELEVATION - WEST & SOUTH (PROPOSED)	1
DA-40-02	FACADE TYPES ELEVATION - EAST & NORTH (PROPOSED)	1
DA-40-11	FACADE TYPE 01 - DETAIL	1
DA-40-21	FACADE TYPE 02 - DETAIL	1
DA-40-31	FACADE TYPE 03 - DETAIL	1
DA-45-01	MATERIAL BOARD	1
DA-50-11	EXISTING SHADOW DIAGRAMS - SPRING EQUINOX	1
DA-50-12	PROPOSED SHADOW DIAGRAMS - SPRING EQUINOX	1
DA-50-21	EXISTING SHADOW DIAGRAMS - AUTUMN EQUINOX	1
DA-50-22	PROPOSED SHADOW DIAGRAMS - AUTUMN EQUINOX	1
DA-50-31	EXISTING SHADOW DIAGRAMS - WINTER SOLSTICE	1
DA-50-32	PROPOSED SHADOW DIAGRAMS - WINTER SOLSTICE	1
DA-75-01	RENDER 01 - MILLER ST (SOUTH EAST)	1
DA-75-02	RENDER 02 - MILLER ST (NORTH EAST)	1
DA-90-01	NOTIFICATION PLAN	1



Notes

ALL EXISTING CONDITIONS TO BE CHECKED ON SITE. ALL DIMENSIONS AND SETOUTS TO BE VERIFIED PRIOR TO COMMENCEMENT ON SITE. ALL OMISSIONS OR DISCREPANCIES TO BE NOTIFIED TO THE ARCHITECT.

THE COPYRIGHT OF THIS DRAWING TOGETHER WITH ANY OTHER DOCUMENTS PREPARED BY SISSONS REMAINS THE PROPERTY OF SISSONS. SISSONS GRANTS LICENCE FOR THE USE OF THIS DOCUMENT FOR THE PURPOSE FOR WHICH IT IS INTENDED. THE LICENCE IS NOT TRANSFERABLE WITHOUT THE PERMISSION OF SISSONS.

Nominated Architect: Nick Sissons NSW ARB 7210

- DESIGN RESOLUTION**
 - The drawings show the general architectural intent for the purposes of this Development Application.
 - The internal layouts shown are indicative and subject to further detailed design development.
 - Dimensions given are general and subject to detailed design resolution
 - Landscaping shown is indicative only and subject to further detailed design.
 - The location of plant, equipment and services as shown on drawings is indicative only and subject to further detailed design development. Minor elements eg flues, vent pipes, aeriàls etc have been omitted for clarity
- GRAPHIC REPRESENTATION**
 - Generic colours have been used on to indicate the design intent and are not accurate representations of the actual colours of the selected materials.
 - Colours on plans are used for diagrammatic purposes and do not reflect the colours of the selected materials
- EXISTING STRUCTURES AND SERVICES**
 - The extent and location of the existing services and structures shown on drawings is based on the survey information provided to date. Final locations are to be determined on site.
 - Existing levels shown on the drawings are based upon the existing survey information provided or extrapolated from existing spot levels provided.
 - All levels are relative to the Australian Height Datum (AHD)

Rev	Date	Revision Description
A	19.10.22	DRAFT DA
1	20.04.23	DA SUBMISSION

Client
 The Trust Company (Australia) Limited as trustee for 201 Miller Sub Trust
 c/o LaSalle Investment Management

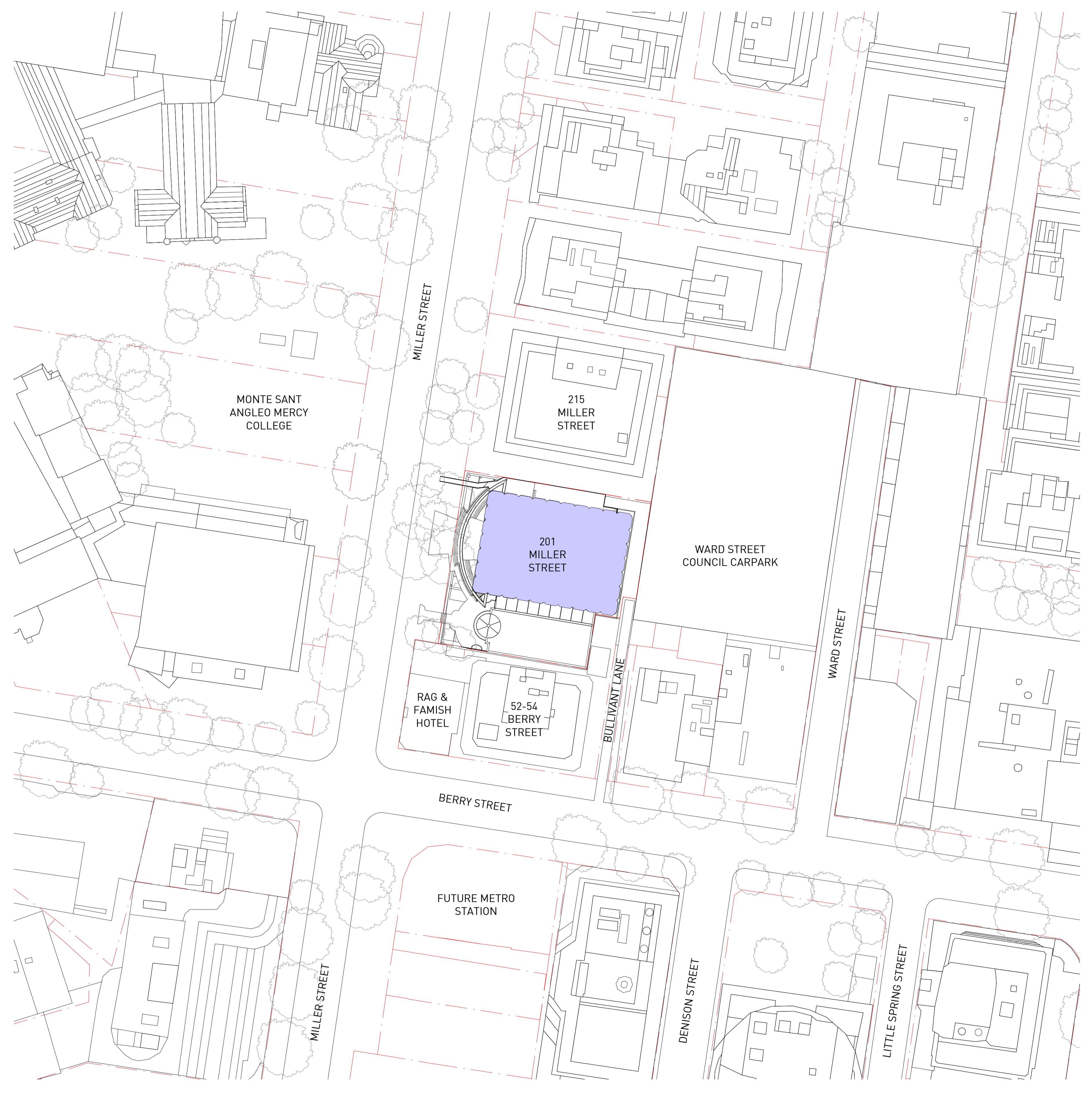
Project
 201 Miller Street

Architect
sissons.
 a: Level 5, 53 Berry Street, North Sydney, NSW 2060.
 p: 02 8904 1853

Drawing Title
 COVER SHEET / DRAWING LIST

Project No.	Drawing No.	Stage	Rev
22-005	DA-00-01	PLANNING	1

DA SUBMISSION



Notes

ALL EXISTING CONDITIONS TO BE CHECKED ON SITE. ALL DIMENSIONS AND SETOUTS TO BE VERIFIED PRIOR TO COMMENCEMENT ON SITE. ALL OMISSIONS OR DISCREPANCIES TO BE NOTIFIED TO THE ARCHITECT.

THE COPYRIGHT OF THIS DRAWING TOGETHER WITH ANY OTHER DOCUMENTS PREPARED BY SISSONS REMAINS THE PROPERTY OF SISSONS. SISSONS GRANTS LICENCE FOR THE USE OF THIS DOCUMENT FOR THE PURPOSE FOR WHICH IT IS INTENDED. THE LICENCE IS NOT TRANSFERABLE WITHOUT THE PERMISSION OF SISSONS.

Nominated Architect: Nick Sissons NSW ARB 7210

- 1. DESIGN RESOLUTION**
- 1.1 The drawings show the general architectural intent for the purposes of this Development Application.
 - 1.2 The internal layouts shown are indicative and subject to further detailed design development.
 - 1.3 Dimensions given are general and subject to detailed design resolution.
 - 1.4 Landscaping shown is indicative only and subject to further detailed design.
 - 1.5 The location of plant, equipment and services as shown on drawings is indicative only and subject to further detailed design development. Minor elements eg flues, vent pipes, aerials etc have been omitted for clarity.
- 2. GRAPHIC REPRESENTATION**
- 2.1 Generic colours have been used on to indicate the design intent and are not accurate representations of the actual colours of the selected materials.
 - 2.2 Colours on plans are used for diagrammatic purposes and do not reflect the colours of the selected materials.
- 3. EXISTING STRUCTURES AND SERVICES**
- 3.1 The extent and location of the existing services and structures shown on drawings is based on the survey information provided to date. Final locations are to be determined on site.
 - 3.2 Existing levels shown on the drawings are based upon the existing survey information provided or extrapolated from existing spot levels provided.
 - 3.3 All levels are relative to the Australian Height Datum (AHD).

LEGEND

■ PROPOSED SITE

Rev	Date	Revision Description
A	19.10.22	DRAFT DA
1	20.04.23	DA SUBMISSION

Client

The Trust Company (Australia) Limited as trustee for 201 Miller Sub Trust
c/o LaSalle Investment Management

Scale

1 : 500 @A1
(Half Scale @ A3)

North

Project

201 Miller Street

Architect

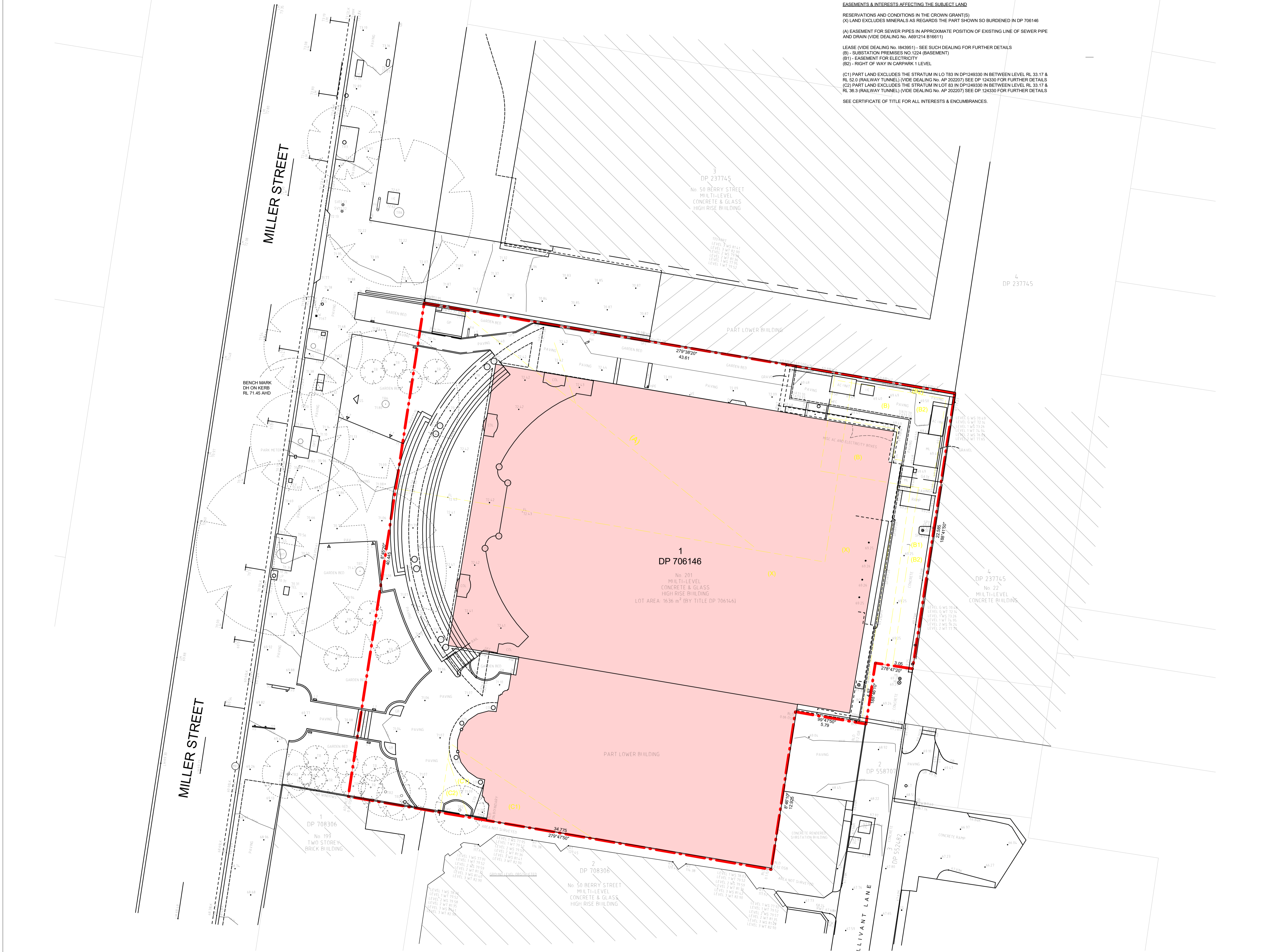
sissons.
a: Level 5, 53 Berry Street, North Sydney, NSW 2060.
p: 02 8904 1853

Drawing Title

SITE LOCATION PLAN

Project No.	Drawing No.	Stage	Rev
22-005	DA-00-02	PLANNING	1

DA SUBMISSION



EASEMENTS & INTERESTS AFFECTING THE SUBJECT LAND

RESERVATIONS AND CONDITIONS IN THE CROWN GRANT(S)
(X) LAND EXCLUDES MINERALS AS REGARDS THE PART SHOWN SO BURDENED IN DP 706146

(A) EASEMENT FOR SEWER PIPES IN APPROXIMATE POSITION OF EXISTING LINE OF SEWER PIPE AND DRAIN (VIDE DEALING No. A691214 B16611)

LEASE (VIDE DEALING No. 1843951) - SEE SUCH DEALING FOR FURTHER DETAILS
(B) - SUBSTATION PREMISES NO.1224 (BASEMENT)
(B1) - EASEMENT FOR ELECTRICITY
(B2) - RIGHT OF WAY IN CARPARK LEVEL

(C1) PART LAND EXCLUDES THE STRATUM IN LOT 783 IN DP1240330 IN BETWEEN LEVEL RL 33.17 & RL 32.0 (RAILWAY TUNNEL) (VIDE DEALING No. AP 202207) SEE DP 124330 FOR FURTHER DETAILS
(C2) PART LAND EXCLUDES THE STRATUM IN LOT 83 IN DP1240330 IN BETWEEN LEVEL RL 33.17 & RL 36.3 (RAILWAY TUNNEL) (VIDE DEALING No. AP 202207) SEE DP 124330 FOR FURTHER DETAILS

SEE CERTIFICATE OF TITLE FOR ALL INTERESTS & ENCUMBRANCES.

Notes

ALL EXISTING CONDITIONS TO BE CHECKED ON SITE. ALL DIMENSIONS AND SETOUTS TO BE VERIFIED PRIOR TO COMMENCEMENT ON SITE. ALL OMISSIONS OR DISCREPANCIES TO BE NOTIFIED TO THE ARCHITECT.

THE COPYRIGHT OF THIS DRAWING TOGETHER WITH ANY OTHER DOCUMENTS PREPARED BY SISSONS REMAINS THE PROPERTY OF SISSONS. SISSONS GRANTS LICENCE FOR THE USE OF THIS DOCUMENT FOR THE PURPOSE FOR WHICH IT IS INTENDED. THE LICENCE IS NOT TRANSFERABLE WITHOUT THE PERMISSION OF SISSONS.

Nominated Architect: Nick Sissons NSW ARB 7210

1. DESIGN RESOLUTION
 - 1.1 The drawings show the general architectural intent for the purposes of this Development Application.
 - 1.2 The internal layouts shown are indicative and subject to further detailed design development.
 - 1.3 Dimensions given are general and subject to detailed design resolution
 - 1.4 Landscaping shown is indicative only and subject to further detailed design.
 - 1.5 The location of plant, equipment and services as shown on drawings is indicative only and subject to further detailed design development. Minor elements eg flues, vent pipes, aerials etc have been omitted for clarity
2. GRAPHIC REPRESENTATION
 - 2.1 Generic colours have been used on to indicate the design intent and are not accurate representations of the actual colours of the selected materials.
 - 2.2 Colours on plans are used for diagrammatic purposes and do not reflect the colours of the selected materials
3. EXISTING STRUCTURES AND SERVICES
 - 3.1 The extent and location of the existing services and structures shown on drawings is based on the survey information provided to date. Final locations are to be determined on site.
 - 3.2 Existing levels shown on the drawings are based upon the existing survey information provided or extrapolated from existing spot levels provided.
 - 3.3 All levels are relative to the Australian Height Datum (AHD)

LEGEND

█ BUILDING FOOTPRINT

Rev	Date	Revision Description
A	19.10.22	DRAFT DA
1	20.04.23	DA SUBMISSION

Client

The Trust Company (Australia) Limited as trustee for 201 Miller Sub Trust
c/o LaSalle Investment Management

<p>Scale</p> <p>1 : 150 @A1 (Half Scale @ A3)</p>	<p>North</p>
---	---------------------

Project

201 Miller Street

Architect

sissons.
a: Level 5, 53 Berry Street, North Sydney, NSW 2060.
p: 02 8904 1853

Drawing Title

SURVEY PLAN

Project No.	Drawing No.	Stage	Rev
22-005	DA-00-03	PLANNING	1

DA SUBMISSION

Notes

ALL EXISTING CONDITIONS TO BE CHECKED ON SITE. ALL DIMENSIONS AND SETOUTS TO BE VERIFIED PRIOR TO COMMENCEMENT ON SITE. ALL OMISSIONS OR DISCREPANCIES TO BE NOTIFIED TO THE ARCHITECT.

THE COPYRIGHT OF THIS DRAWING TOGETHER WITH ANY OTHER DOCUMENTS PREPARED BY SISSONS REMAINS THE PROPERTY OF SISSONS. SISSONS GRANTS LICENCE FOR THE USE OF THIS DOCUMENT FOR THE PURPOSE FOR WHICH IT IS INTENDED. THE LICENCE IS NOT TRANSFERABLE WITHOUT THE PERMISSION OF SISSONS.

Nominated Architect: Nick Sissons NSW ARB 7210

- 1. DESIGN RESOLUTION
 - 1.1 The drawings show the general architectural intent for the purposes of this Development Application.
 - 1.2 The internal layouts shown are indicative and subject to further detailed design development.
 - 1.3 Dimensions given are general and subject to detailed design resolution.
 - 1.4 Landscaping shown is indicative only and subject to further detailed design.
 - 1.5 The location of plant, equipment and services as shown on drawings is indicative only and subject to further detailed design development. Minor elements eg flues, vent pipes, aeriials etc have been omitted for clarity.
- 2. GRAPHIC REPRESENTATION
 - 2.1 Generic colours have been used on to indicate the design intent and are not accurate representations of the actual colours of the selected materials.
 - 2.2 Colours on plans are used for diagrammatic purposes and do not reflect the colours of the selected materials.
- 3. EXISTING STRUCTURES AND SERVICES
 - 3.1 The extent and location of the existing services and structures shown on drawings is based on the survey information provided to date. Final locations are to be determined on site.
 - 3.2 Existing levels shown on the drawings are based upon the existing survey information provided or extrapolated from existing spot levels provided.
 - 3.3 All levels are relative to the Australian Height Datum (AHD).

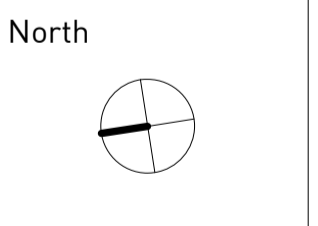
LEGEND

- NOT IN SCOPE
- PROPOSED SITE
- EXISTING NEIGHBOURING SITES

Rev	Date	Revision Description
A	19.10.22	DRAFT DA
1	20.04.23	DA SUBMISSION

Client
The Trust Company (Australia) Limited as trustee for 201 Miller Sub Trust
c/o LaSalle Investment Management

Scale
1 : 100 @A1
(Half Scale @ A3)

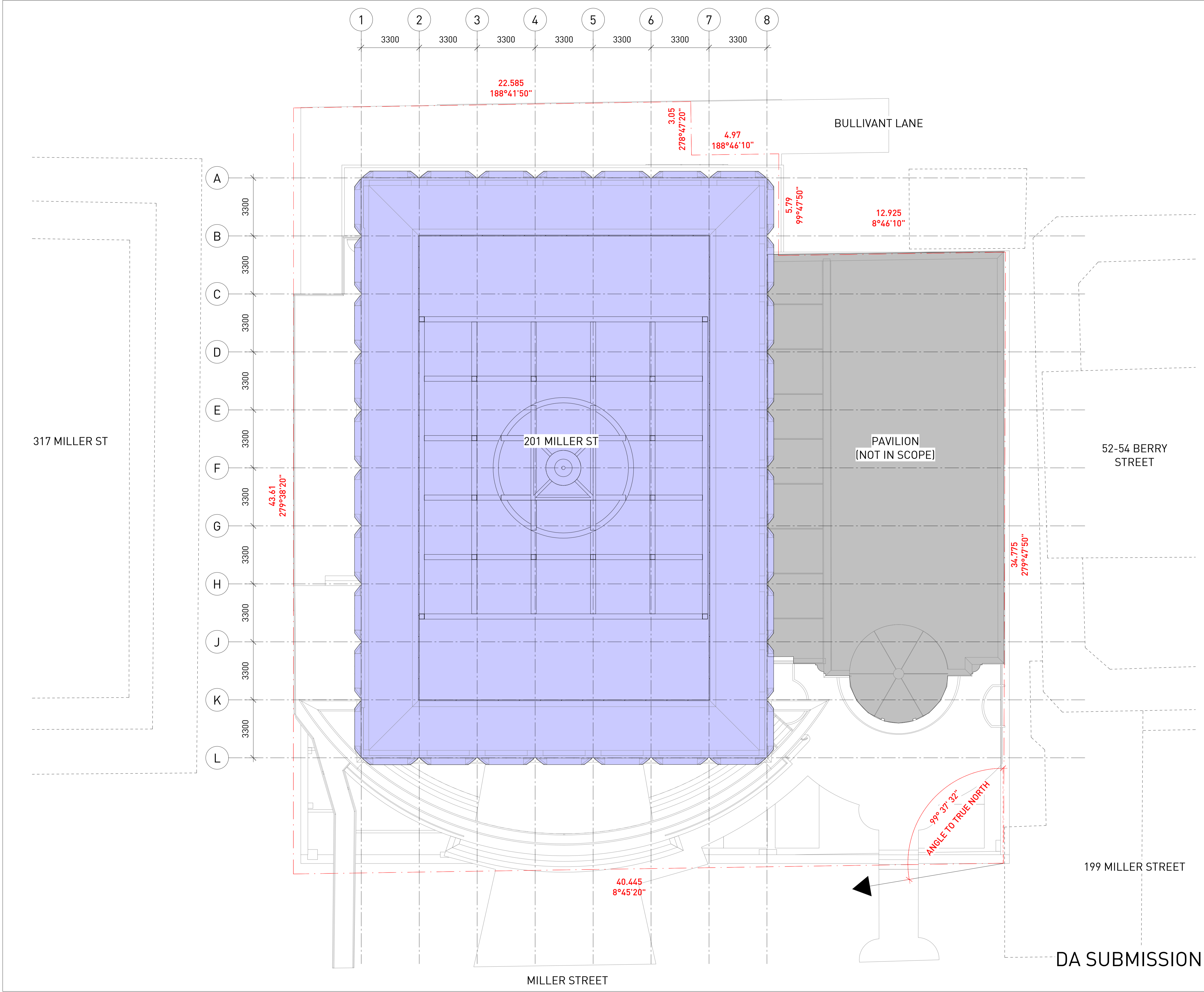


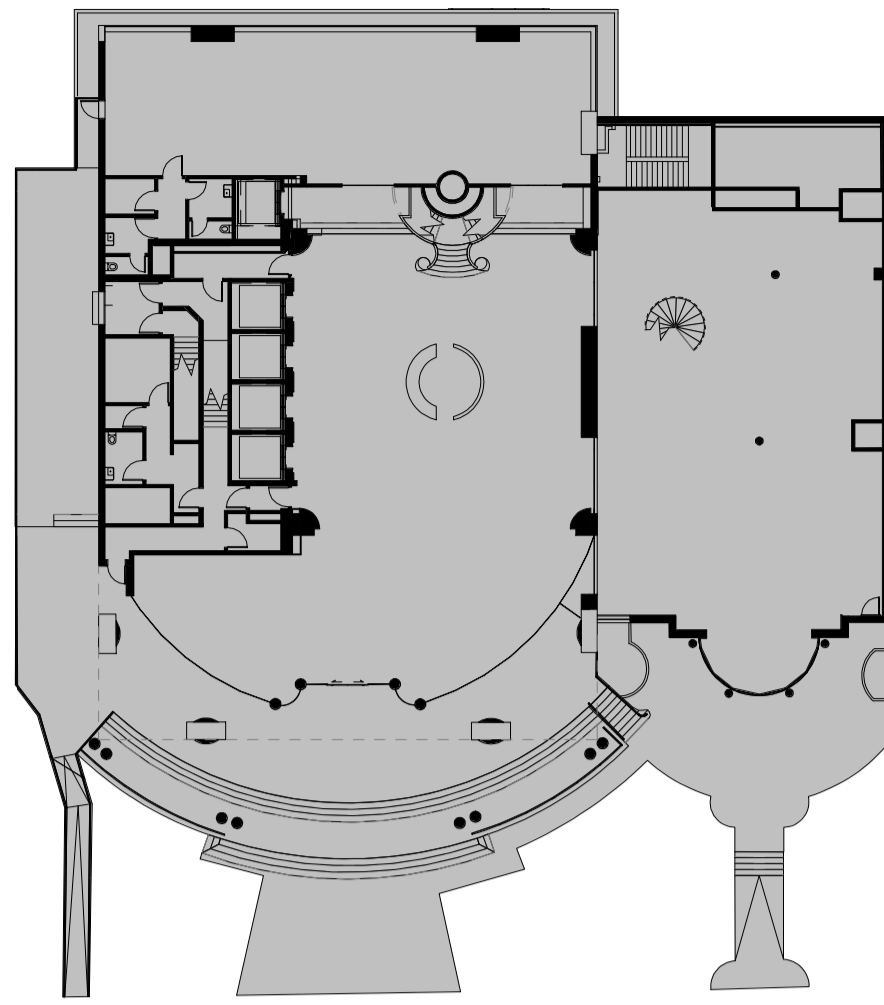
Project
201 Miller Street

Architect
sissons.
a: Level 5, 53 Berry Street, North Sydney, NSW 2060.
p: 02 8904 1853

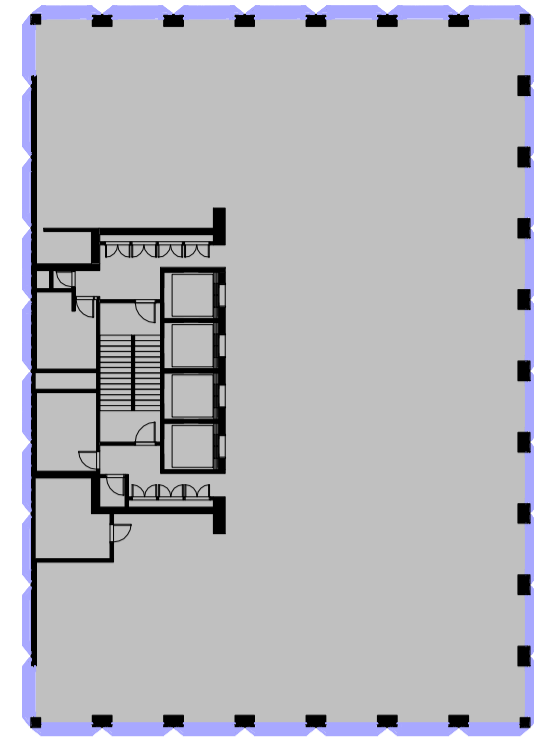
Drawing Title
SITE SETOUT

Project No.	Drawing No.	Stage	Rev
22-005	DA-00-04	PLANNING	1

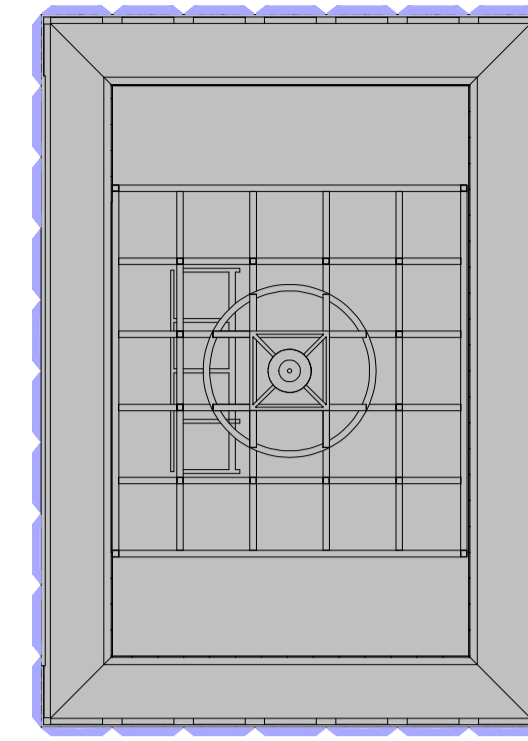





1 SCOPING - GROUND LEVEL
1 : 350



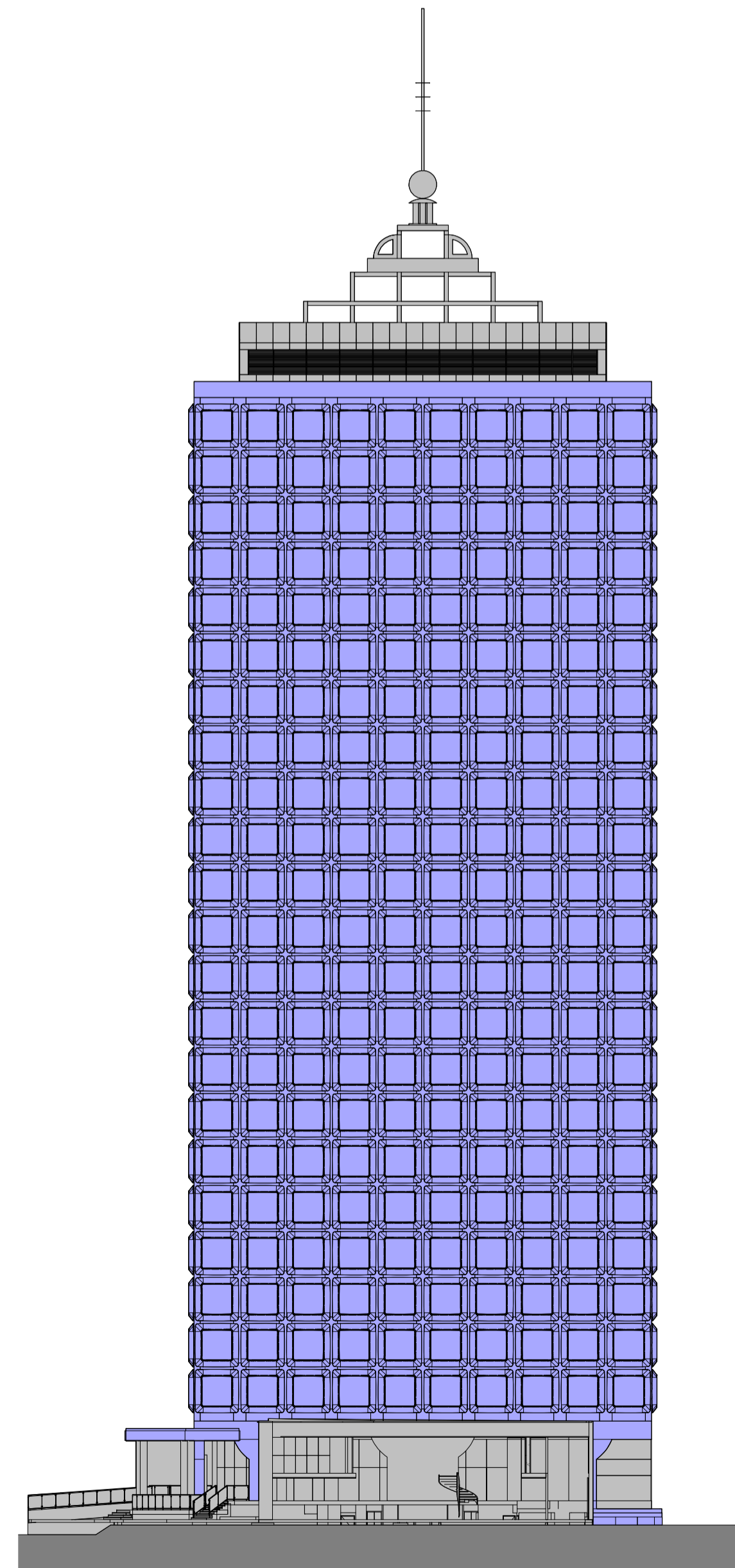
2 SCOPING - TYPICAL COMMERCIAL PLAN (L01-21)
1 : 350



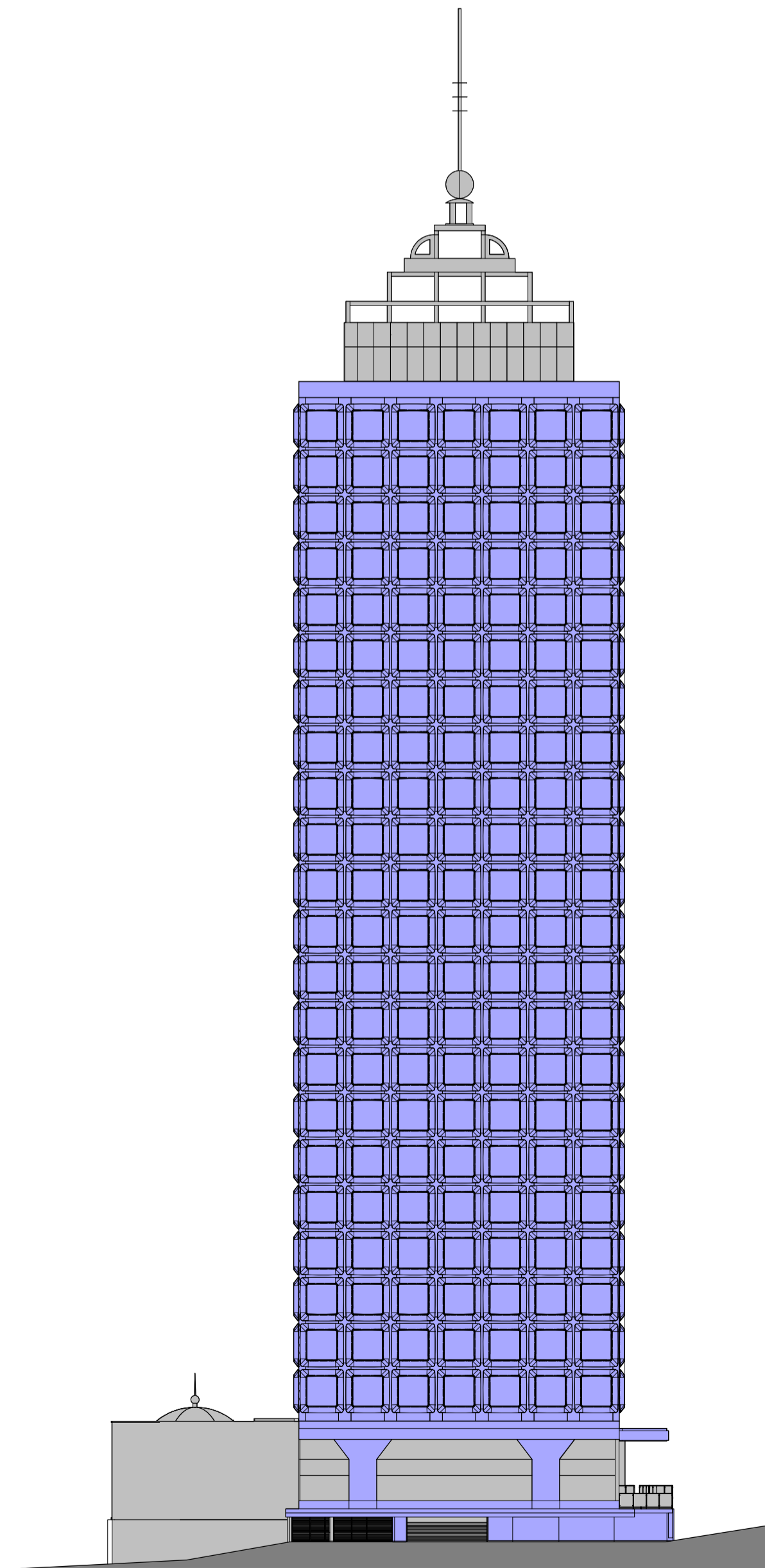
3 SCOPING - ROOF
1 : 350



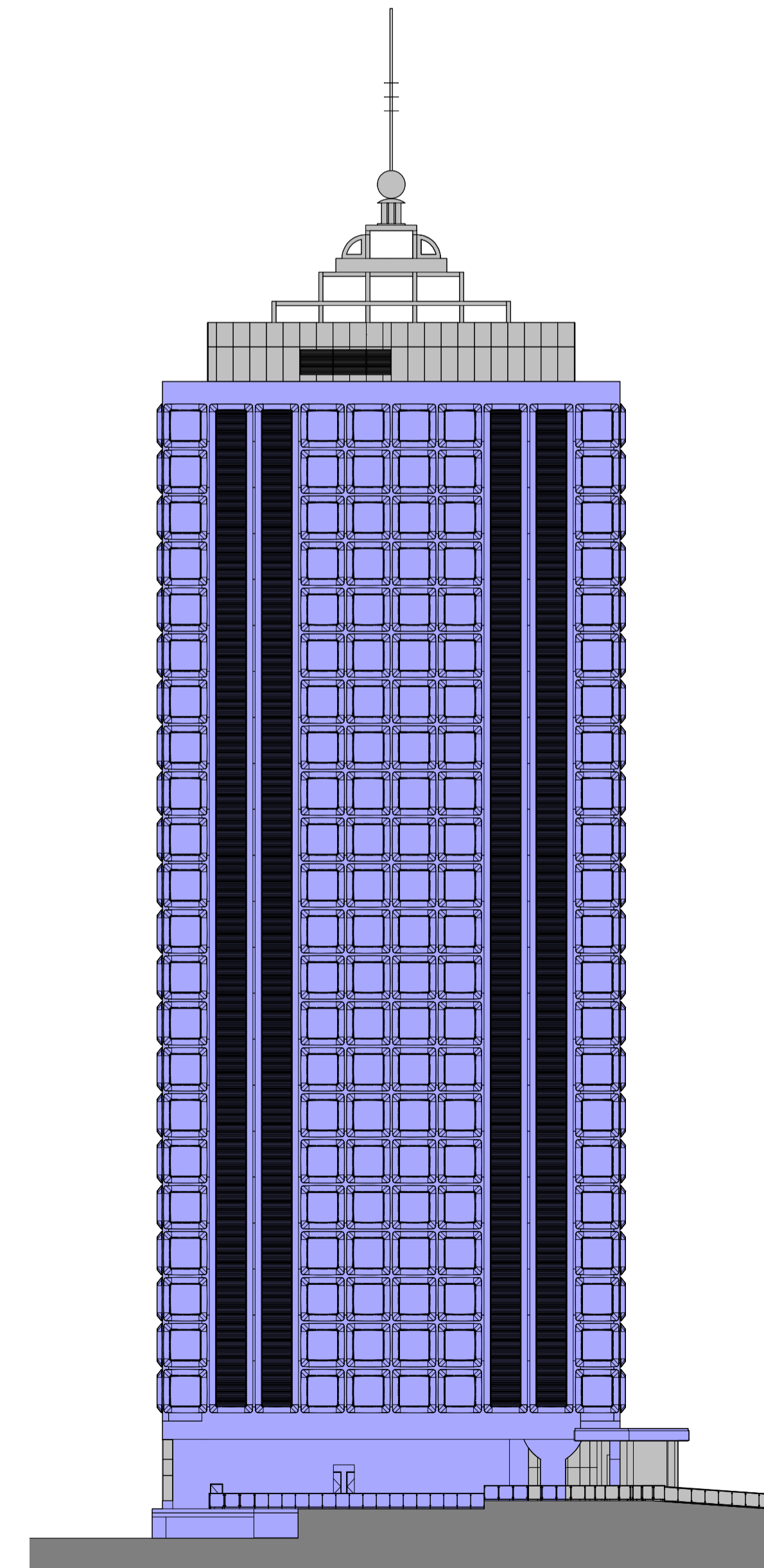
4 SCOPING ELEVATION - WEST
1 : 350



5 SCOPING ELEVATION - SOUTH
1 : 350



6 SCOPING ELEVATION - EAST
1 : 350



7 SCOPING ELEVATION - NORTH
1 : 350

DA SUBMISSION

Notes

ALL EXISTING CONDITIONS TO BE CHECKED ON SITE. ALL DIMENSIONS AND SETOUTS TO BE VERIFIED PRIOR TO COMMENCEMENT ON SITE. ALL OMISSIONS OR DISCREPANCIES TO BE NOTIFIED TO THE ARCHITECT.

THE COPYRIGHT OF THIS DRAWING TOGETHER WITH ANY OTHER DOCUMENTS PREPARED BY SISSONS REMAINS THE PROPERTY OF SISSONS. SISSONS GRANTS LICENCE FOR THE USE OF THIS DOCUMENT FOR THE PURPOSE FOR WHICH IT IS INTENDED. THE LICENCE IS NOT TRANSFERABLE WITHOUT THE PERMISSION OF SISSONS.

Nominated Architect: Nick Sissons NSW ARB 7210

1. DESIGN RESOLUTION

- 1.1 The drawings show the general architectural intent for the purposes of this Development Application.
- 1.2 The internal layouts shown are indicative and subject to further detailed design development.
- 1.3 Dimensions given are general and subject to detailed design resolution.
- 1.4 Landscaping shown is indicative only and subject to further detailed design.
- 1.5 The location of plant, equipment and services as shown on drawings is indicative only and subject to further detailed design development. Minor elements eg flues, vent pipes, aeriols etc have been omitted for clarity.

2. GRAPHIC REPRESENTATION

- 2.1 Generic colours have been used on to indicate the design intent and are not accurate representations of the actual colours of the selected materials.
- 2.2 Colours on plans are used for diagrammatic purposes and do not reflect the colours of the selected materials.

3. EXISTING STRUCTURES AND SERVICES

- 3.1 The extent and location of the existing services and structures shown on drawings is based on the survey information provided to date. Final locations are to be determined on site.
- 3.2 Existing levels shown on the drawings are based upon the existing survey information provided or extrapolated from existing spot levels provided.
- 3.3 All levels are relative to the Australian Height Datum (AHD).

LEGEND

- NOT IN SCOPE
- PROPOSED SCOPE (FACADE ONLY)

Rev	Date	Revision Description
A	19.10.22	DRAFT DA
1	20.04.23	DA SUBMISSION

Client
The Trust Company (Australia) Limited as trustee for 201 Miller Sub Trust
c/o LaSalle Investment Management

Scale
1 : 350 (A1)
(Half Scale @ A3)

North

Project
201 Miller Street

Architect
sissons.
a: Level 5, 53 Berry Street, North Sydney, NSW 2060.
p: 02 8904 1853

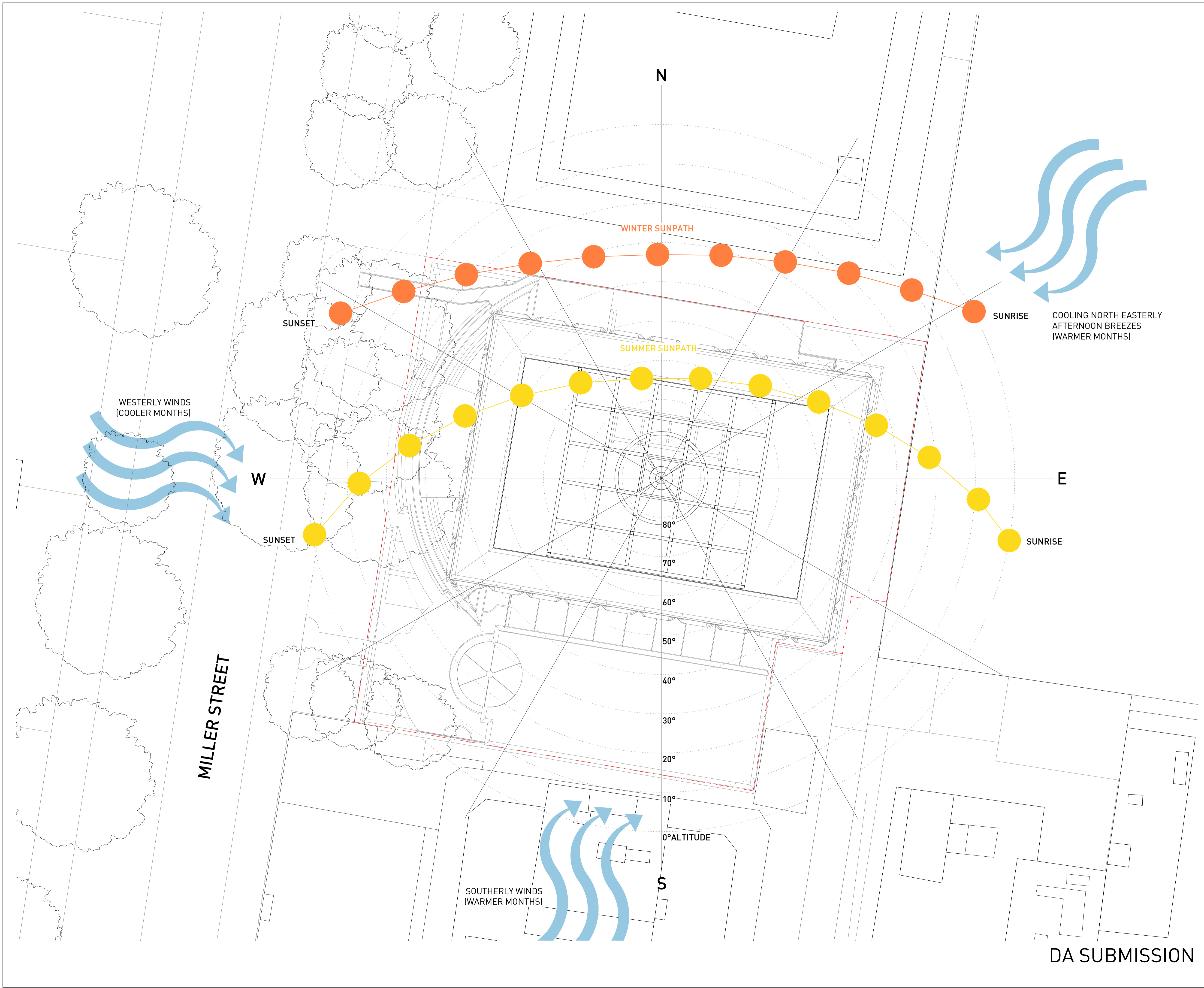
Drawing Title
SCOPING PLANS & ELEVATIONS

Project No.	Drawing No.	Stage	Rev
22-005	DA-00-05	PLANNING	1

Notes
ALL EXISTING CONDITIONS TO BE CHECKED ON SITE. ALL DIMENSIONS AND SETOUTS TO BE VERIFIED PRIOR TO COMMENCEMENT ON SITE. ALL OMISSIONS OR DISCREPANCIES TO BE NOTIFIED TO THE ARCHITECT.
THE COPYRIGHT OF THIS DRAWING TOGETHER WITH ANY OTHER DOCUMENTS PREPARED BY SISSONS REMAINS THE PROPERTY OF SISSONS. SISSONS GRANTS LICENCE FOR THE USE OF THIS DOCUMENT FOR THE PURPOSE FOR WHICH IT IS INTENDED. THE LICENCE IS NOT TRANSFERABLE WITHOUT THE PERMISSION OF SISSONS.

Nominated Architect: Nick Sissons NSW ARB 7210

- 1. DESIGN RESOLUTION
 - 1.1 The drawings show the general architectural intent for the purposes of this Development Application.
 - 1.2 The internal layouts shown are indicative and subject to further detailed design development.
 - 1.3 Dimensions given are general and subject to detailed design resolution
 - 1.4 Landscaping shown is indicative only and subject to further detailed design.
 - 1.5 The location of plant, equipment and services as shown on drawings is indicative only and subject to further detailed design development. Minor elements eg flues, vent pipes, aeriials etc have been omitted for clarity
- 2. GRAPHIC REPRESENTATION
 - 2.1 Generic colours have been used on to indicate the design intent and are not accurate representations of the actual colours of the selected materials.
 - 2.2 Colours on plans are used for diagrammatic purposes and do not reflect the colours of the selected materials
- 3. EXISTING STRUCTURES AND SERVICES
 - 3.1 The extent and location of the existing services and structures shown on drawings is based on the survey information provided to date. Final locations are to be determined on site.
 - 3.2 Existing levels shown on the drawings are based upon the existing survey information provided or extrapolated from existing spot levels provided.
 - 3.3 All levels are relative to the Australian Height Datum (AHD)



Rev	Date	Revision Description
A	19.10.22	DRAFT DA
1	20.04.23	DA SUBMISSION

Client
The Trust Company (Australia) Limited as trustee for 201 Miller Sub Trust
c/o LaSalle Investment Management

Scale
1 : 150 @A1
(Half Scale @ A3)

North
[North Arrow]

Project
201 Miller Street

Architect
sissons.
a: Level 5, 53 Berry Street, North Sydney, NSW 2060.
p: 02 8904 1853

Drawing Title
SITE ANALYSIS

Project No.	Drawing No.	Stage	Rev
22-005	DA-00-06	PLANNING	1

Notes

ALL EXISTING CONDITIONS TO BE CHECKED ON SITE. ALL DIMENSIONS AND SETOUTS TO BE VERIFIED PRIOR TO COMMENCEMENT ON SITE. ALL OMISSIONS OR DISCREPANCIES TO BE NOTIFIED TO THE ARCHITECT.

THE COPYRIGHT OF THIS DRAWING TOGETHER WITH ANY OTHER DOCUMENTS PREPARED BY SISSONS REMAINS THE PROPERTY OF SISSONS. SISSONS GRANTS LICENCE FOR THE USE OF THIS DOCUMENT FOR THE PURPOSE FOR WHICH IT IS INTENDED. THE LICENCE IS NOT TRANSFERABLE WITHOUT THE PERMISSION OF SISSONS.

Nominated Architect: Nick Sissons NSW ARB 7210

- 1. DESIGN RESOLUTION**
- 1.1 The drawings show the general architectural intent for the purposes of this Development Application.
 - 1.2 The internal layouts shown are indicative and subject to further detailed design development.
 - 1.3 Dimensions given are general and subject to detailed design resolution
 - 1.4 Landscaping shown is indicative only and subject to further detailed design.
 - 1.5 The location of plant, equipment and services as shown on drawings is indicative only and subject to further detailed design development. Minor elements eg flues, vent pipes, aeriols etc have been omitted for clarity
- 2. GRAPHIC REPRESENTATION**
- 2.1 Generic colours have been used on to indicate the design intent and are not accurate representations of the actual colours of the selected materials.
 - 2.2 Colours on plans are used for diagrammatic purposes and do not reflect the colours of the selected materials
- 3. EXISTING STRUCTURES AND SERVICES**
- 3.1 The extent and location of the existing services and structures shown on drawings is based on the survey information provided to date. Final locations are to be determined on site.
 - 3.2 Existing levels shown on the drawings are based upon the existing survey information provided or extrapolated from existing spot levels provided.
 - 3.3 All levels are relative to the Australian Height Datum (AHD)

LEGEND

■ EXISTING

Rev	Date	Revision Description
A	19.10.22	DRAFT DA
1	20.04.23	DA SUBMISSION

Client

The Trust Company (Australia) Limited as trustee for 201 Miller Sub Trust
c/o LaSalle Investment Management

Scale

1 : 250 (A1)
(Half Scale @ A3)

Project

201 Miller Street


Architect

sissons.
a: Level 5, 53 Berry Street, North Sydney, NSW 2060.
p: 02 8904 1853

Drawing Title

SITE ELEVATION -WEST (EXISTING)

Project No.	Drawing No.	Stage	Rev
22-005	DA-05-01	PLANNING	1



DA SUBMISSION

Notes

ALL EXISTING CONDITIONS TO BE CHECKED ON SITE. ALL DIMENSIONS AND SETOUTS TO BE VERIFIED PRIOR TO COMMENCEMENT ON SITE. ALL OMISSIONS OR DISCREPANCIES TO BE NOTIFIED TO THE ARCHITECT.

THE COPYRIGHT OF THIS DRAWING TOGETHER WITH ANY OTHER DOCUMENTS PREPARED BY SISSONS REMAINS THE PROPERTY OF SISSONS. SISSONS GRANTS LICENCE FOR THE USE OF THIS DOCUMENT FOR THE PURPOSE FOR WHICH IT IS INTENDED. THE LICENCE IS NOT TRANSFERABLE WITHOUT THE PERMISSION OF SISSONS.

Nominated Architect: Nick Sissons NSW ARB 7210

1. DESIGN RESOLUTION

- 1.1 The drawings show the general architectural intent for the purposes of this Development Application.
- 1.2 The internal layouts shown are indicative and subject to further detailed design development.
- 1.3 Dimensions given are general and subject to detailed design resolution
- 1.4 Landscaping shown is indicative only and subject to further detailed design.
- 1.5 The location of plant, equipment and services as shown on drawings is indicative only and subject to further detailed design development. Minor elements eg flues, vent pipes, aerials etc have been omitted for clarity

2. GRAPHIC REPRESENTATION

- 2.1 Generic colours have been used on to indicate the design intent and are not accurate representations of the actual colours of the selected materials.
- 2.2 Colours on plans are used for diagrammatic purposes and do not reflect the colours of the selected materials

3. EXISTING STRUCTURES AND SERVICES

- 3.1 The extent and location of the existing services and structures shown on drawings is based on the survey information provided to date. Final locations are to be determined on site.
- 3.2 Existing levels shown on the drawings are based upon the existing survey information provided or extrapolated from existing spot levels provided.
- 3.3 All levels are relative to the Australian Height Datum (AHD)

LEGEND

EXISTING

Rev Date Revision Description

Rev	Date	Revision Description
A	19.10.22	DRAFT DA
1	20.04.23	DA SUBMISSION

Client
The Trust Company (Australia) Limited as trustee for 201 Miller Sub Trust c/o LaSalle Investment Management


Scale
1 : 250 (A1)
(Half Scale @ A3)

Project
201 MILLER STREET

Architect
sissons.
a: Level 5, 53 Berry Street, North Sydney, NSW 2060.
p: 02 8904 1853

Drawing Title
SITE ELEVATION - NORTH (EXISTING)

Project No.	Drawing No.	Stage	Rev
22-005	DA-05-02	PLANNING	1



DA SUBMISSION

Notes
 ALL EXISTING CONDITIONS TO BE CHECKED ON SITE. ALL DIMENSIONS AND SETOUTS TO BE VERIFIED PRIOR TO COMMENCEMENT ON SITE. ALL OMISSIONS OR DISCREPANCIES TO BE NOTIFIED TO THE ARCHITECT.
 THE COPYRIGHT OF THIS DRAWING TOGETHER WITH ANY OTHER DOCUMENTS PREPARED BY SISSONS REMAINS THE PROPERTY OF SISSONS. SISSONS GRANTS LICENCE FOR THE USE OF THIS DOCUMENT FOR THE PURPOSE FOR WHICH IT IS INTENDED. THE LICENCE IS NOT TRANSFERABLE WITHOUT THE PERMISSION OF SISSONS.
 Nominated Architect: Nick Sissons NSW ARB 7210

- 1. DESIGN RESOLUTION**
 1.1 The drawings show the general architectural intent for the purposes of this Development Application.
 1.2 The internal layouts shown are indicative and subject to further detailed design development.
 1.3 Dimensions given are general and subject to detailed design resolution.
 1.4 Landscaping shown is indicative only and subject to further detailed design.
 1.5 The location of plant, equipment and services as shown on drawings is indicative only and subject to further detailed design development. Minor elements eg flues, vent pipes, aeriials etc have been omitted for clarity.
- 2. GRAPHIC REPRESENTATION**
 2.1 Generic colours have been used on to indicate the design intent and are not accurate representations of the actual colours of the selected materials.
 2.2 Colours on plans are used for diagrammatic purposes and do not reflect the colours of the selected materials.
- 3. EXISTING STRUCTURES AND SERVICES**
 3.1 The extent and location of the existing services and structures shown on drawings is based on the survey information provided to date. Final locations are to be determined on site.
 3.2 Existing levels shown on the drawings are based upon the existing survey information provided or extrapolated from existing spot levels provided.
 3.3 All levels are relative to the Australian Height Datum (AHD).

LEGEND
 ■ EXISTING

Rev	Date	Revision Description
A	19.10.22	DRAFT DA
1	20.04.23	DA SUBMISSION

Client
 The Trust Company (Australia) Limited as trustee for 201 Miller Sub Trust
 c/o LaSalle Investment Management

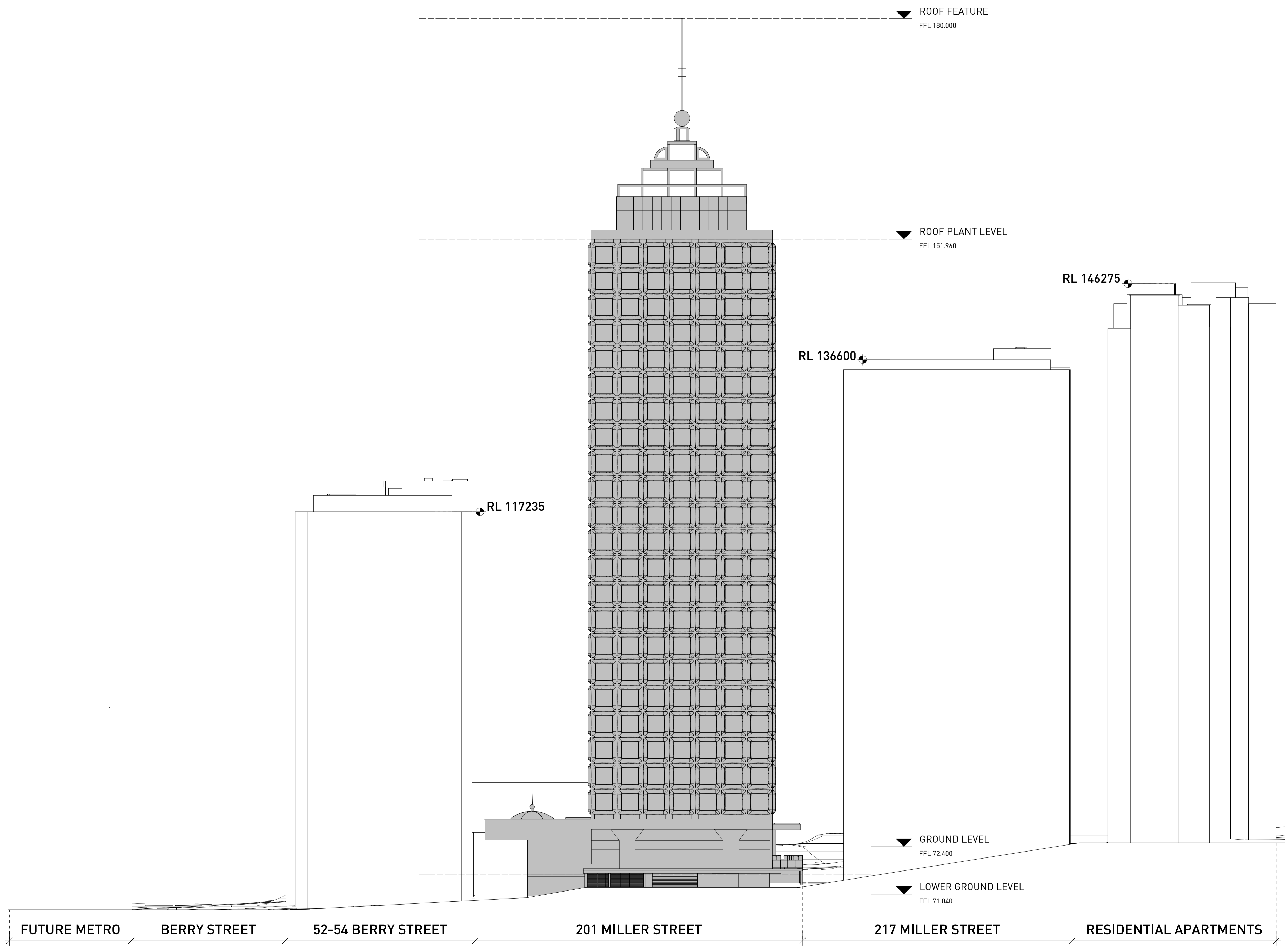
Scale
 1 : 250 (A1)
 (Half Scale @ A3)

Project
 201 Miller Street

Architect
sissons.
 a: Level 5, 53 Berry Street, North Sydney, NSW 2060.
 p: 02 8904 1853

Drawing Title
 SITE ELEVATION - EAST (EXISTING)

Project No.	Drawing No.	Stage	Rev
22-005	DA-05-03	PLANNING	1



DA SUBMISSION

Notes

ALL EXISTING CONDITIONS TO BE CHECKED ON SITE. ALL DIMENSIONS AND SETOUTS TO BE VERIFIED PRIOR TO COMMENCEMENT ON SITE. ALL OMISSIONS OR DISCREPANCIES TO BE NOTIFIED TO THE ARCHITECT.

THE COPYRIGHT OF THIS DRAWING TOGETHER WITH ANY OTHER DOCUMENTS PREPARED BY SISSONS REMAINS THE PROPERTY OF SISSONS. SISSONS GRANTS LICENCE FOR THE USE OF THIS DOCUMENT FOR THE PURPOSE FOR WHICH IT IS INTENDED. THE LICENCE IS NOT TRANSFERABLE WITHOUT THE PERMISSION OF SISSONS.

Nominated Architect: Nick Sissons NSW ARB 7210

- 1. DESIGN RESOLUTION**
- 1.1 The drawings show the general architectural intent for the purposes of this Development Application.
 - 1.2 The internal layouts shown are indicative and subject to further detailed design development.
 - 1.3 Dimensions given are general and subject to detailed design resolution
 - 1.4 Landscaping shown is indicative only and subject to further detailed design.
 - 1.5 The location of plant, equipment and services as shown on drawings is indicative only and subject to further detailed design development. Minor elements eg flues, vent pipes, aeriials etc have been omitted for clarity
- 2. GRAPHIC REPRESENTATION**
- 2.1 Generic colours have been used on to indicate the design intent and are not accurate representations of the actual colours of the selected materials.
 - 2.2 Colours on plans are used for diagrammatic purposes and do not reflect the colours of the selected materials
- 3. EXISTING STRUCTURES AND SERVICES**
- 3.1 The extent and location of the existing services and structures shown on drawings is based on the survey information provided to date. Final locations are to be determined on site.
 - 3.2 Existing levels shown on the drawings are based upon the existing survey information provided or extrapolated from existing spot levels provided.
 - 3.3 All levels are relative to the Australian Height Datum (AHD)

LEGEND

■ EXISTING

Rev	Date	Revision Description
A	19.10.22	DRAFT DA
1	20.04.23	DA SUBMISSION

Client
 The Trust Company (Australia) Limited as trustee for 201 Miller Sub Trust
 c/o LaSalle Investment Management


Scale
 1 : 250 (A1)
 (Half Scale @ A3)

Project
 201 Miller Street

Architect
sissons.
 a: Level 5, 53 Berry Street, North Sydney, NSW 2060.
 p: 02 8904 1853

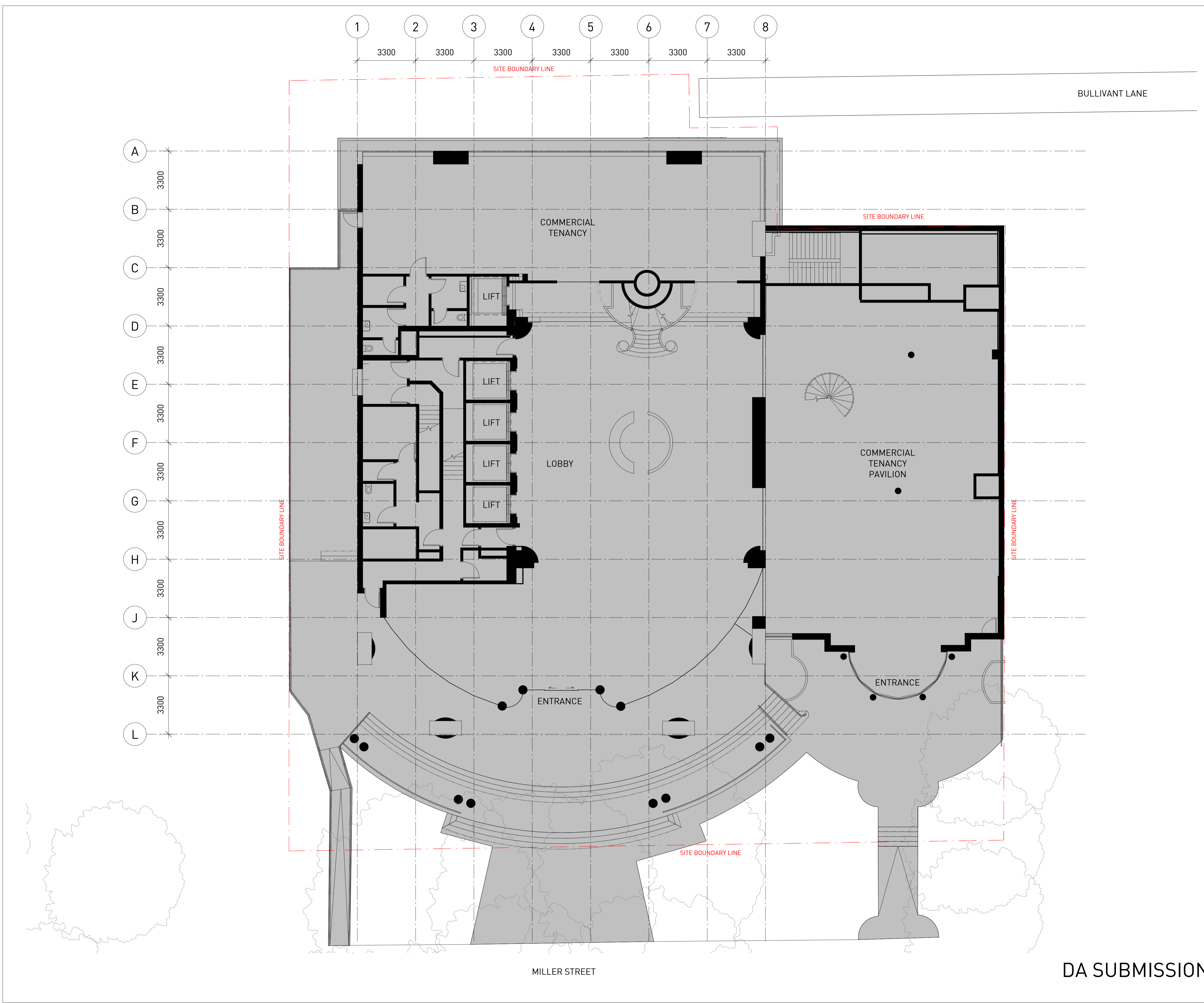
Drawing Title
 SITE ELEVATION - SOUTH (EXISTING)

Project No.	Drawing No.	Stage	Rev
22-005	DA-05-04	PLANNING	1



DA SUBMISSION

20/04/2023 4:25:43 PM



Notes

ALL EXISTING CONDITIONS TO BE CHECKED ON SITE. ALL DIMENSIONS AND SETOUTS TO BE VERIFIED PRIOR TO COMMENCEMENT ON SITE. ALL OMISSIONS OR DISCREPANCIES TO BE NOTIFIED TO THE ARCHITECT.

THE COPYRIGHT OF THIS DRAWING TOGETHER WITH ANY OTHER DOCUMENTS PREPARED BY SISSONS REMAINS THE PROPERTY OF SISSONS. SISSONS GRANTS LICENCE FOR THE USE OF THIS DOCUMENT FOR THE PURPOSE FOR WHICH IT IS INTENDED. THE LICENCE IS NOT TRANSFERABLE WITHOUT THE PERMISSION OF SISSONS.

Nominated Architect: Nick Sissons NSW ARB 7210

- DESIGN RESOLUTION
 - The drawings show the general architectural intent for the purposes of this Development Application.
 - The internal layouts shown are indicative and subject to further detailed design development.
 - Dimensions given are general and subject to detailed design resolution.
 - Landscaping shown is indicative only and subject to further detailed design.
 - The location of plant, equipment and services as shown on drawings is indicative only and subject to further detailed design development. Minor elements eg flues, vent pipes, aerials etc have been omitted for clarity.
- GRAPHIC REPRESENTATION
 - Generic colours have been used on to indicate the design intent and are not accurate representations of the actual colours of the selected materials.
 - Colours on plans are used for diagrammatic purposes and do not reflect the colours of the selected materials.
- EXISTING STRUCTURES AND SERVICES
 - The extent and location of the existing services and structures shown on drawings is based on the survey information provided to date. Final locations are to be determined on site.
 - Existing levels shown on the drawings are based upon the existing survey information provided or extrapolated from existing spot levels provided.
 - All levels are relative to the Australian Height Datum (AHD).

LEGEND

	DEMOLITION
	NOT IN SCOPE
	PROPOSED

Rev	Date	Revision Description
A	19.10.22	DRAFT DA
1	20.04.23	DA SUBMISSION

Client
The Trust Company (Australia) Limited as trustee for 201 Miller Sub Trust
c/o LaSalle Investment Management

Scale
1 : 100 @A1
(Half Scale @ A3)

North

Project
201 Miller Street

Architect
sissons.
a: Level 5, 53 Berry Street, North Sydney, NSW 2060.
p: 02 8904 1853

Drawing Title
GROUND FLOOR PLAN (EXISTING)

Project No.	Drawing No.	Stage	Rev
22-005	DA-11-01	PLANNING	1

DA SUBMISSION

Notes

ALL EXISTING CONDITIONS TO BE CHECKED ON SITE. ALL DIMENSIONS AND SETOUTS TO BE VERIFIED PRIOR TO COMMENCEMENT ON SITE. ALL OMISSIONS OR DISCREPANCIES TO BE NOTIFIED TO THE ARCHITECT.

THE COPYRIGHT OF THIS DRAWING TOGETHER WITH ANY OTHER DOCUMENTS PREPARED BY SISSONS REMAINS THE PROPERTY OF SISSONS. SISSONS GRANTS LICENCE FOR THE USE OF THIS DOCUMENT FOR THE PURPOSE FOR WHICH IT IS INTENDED. THE LICENCE IS NOT TRANSFERABLE WITHOUT THE PERMISSION OF SISSONS.

Nominated Architect: Nick Sissons NSW ARB 7210

- 1. DESIGN RESOLUTION
 - 1.1 The drawings show the general architectural intent for the purposes of this Development Application.
 - 1.2 The internal layouts shown are indicative and subject to further detailed design development.
 - 1.3 Dimensions given are general and subject to detailed design resolution.
 - 1.4 Landscaping shown is indicative only and subject to further detailed design.
 - 1.5 The location of plant, equipment and services as shown on drawings is indicative only and subject to further detailed design development. Minor elements eg flues, vent pipes, aerials etc have been omitted for clarity.
- 2. GRAPHIC REPRESENTATION
 - 2.1 Generic colours have been used on to indicate the design intent and are not accurate representations of the actual colours of the selected materials.
 - 2.2 Colours on plans are used for diagrammatic purposes and do not reflect the colours of the selected materials.
- 3. EXISTING STRUCTURES AND SERVICES
 - 3.1 The extent and location of the existing services and structures shown on drawings is based on the survey information provided to date. Final locations are to be determined on site.
 - 3.2 Existing levels shown on the drawings are based upon the existing survey information provided or extrapolated from existing spot levels provided.
 - 3.3 All levels are relative to the Australian Height Datum (AHD).

LEGEND

- DEMOLITION
- NOT IN SCOPE
- PROPOSED

Rev Date Revision Description

Rev	Date	Revision Description
A	19.10.22	DRAFT DA
1	20.04.23	DA SUBMISSION

Client
The Trust Company (Australia) Limited as trustee for 201 Miller Sub Trust c/o LaSalle Investment Management

Scale
1 : 100 @A1
(Half Scale @ A3)

North

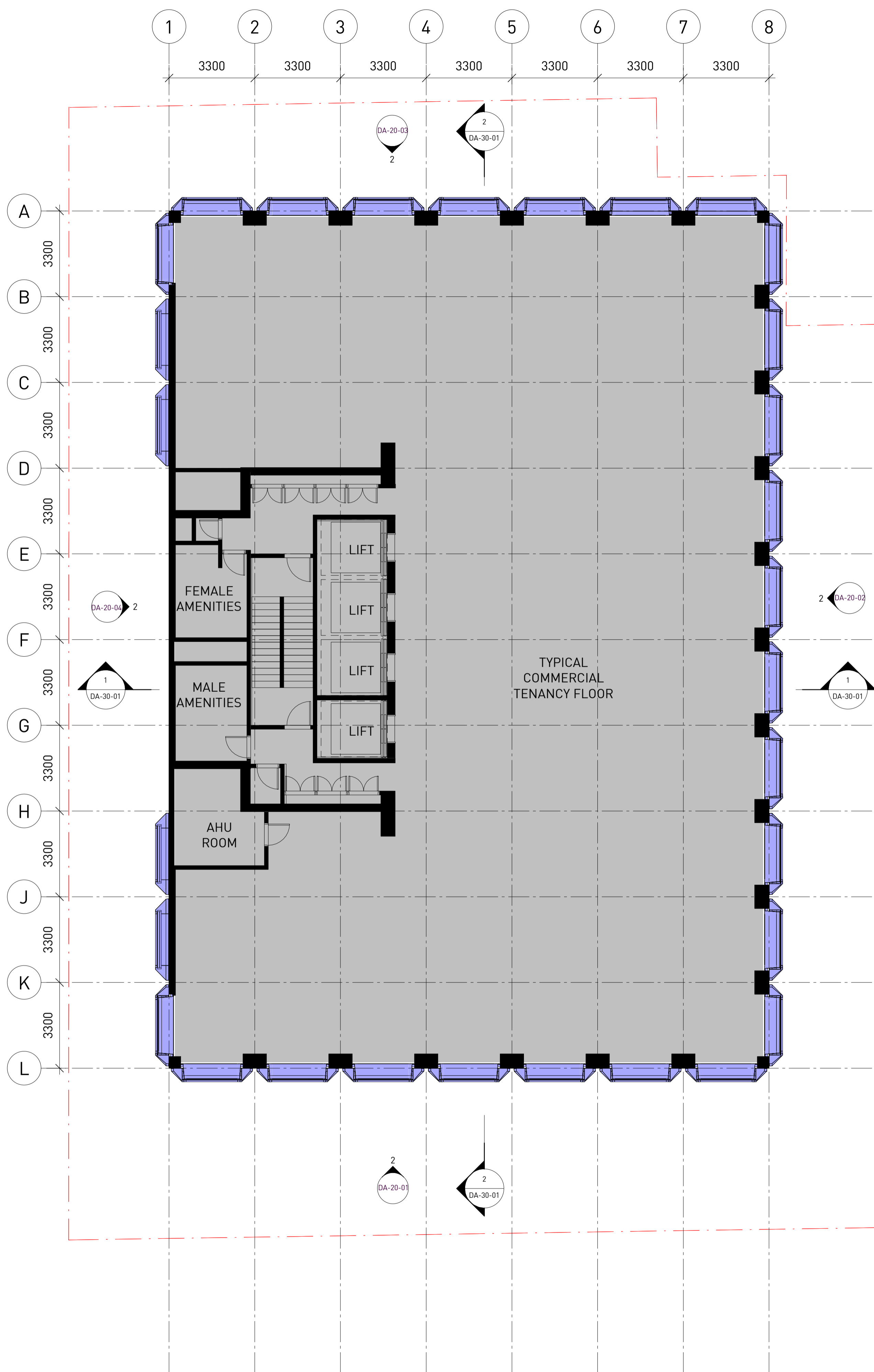
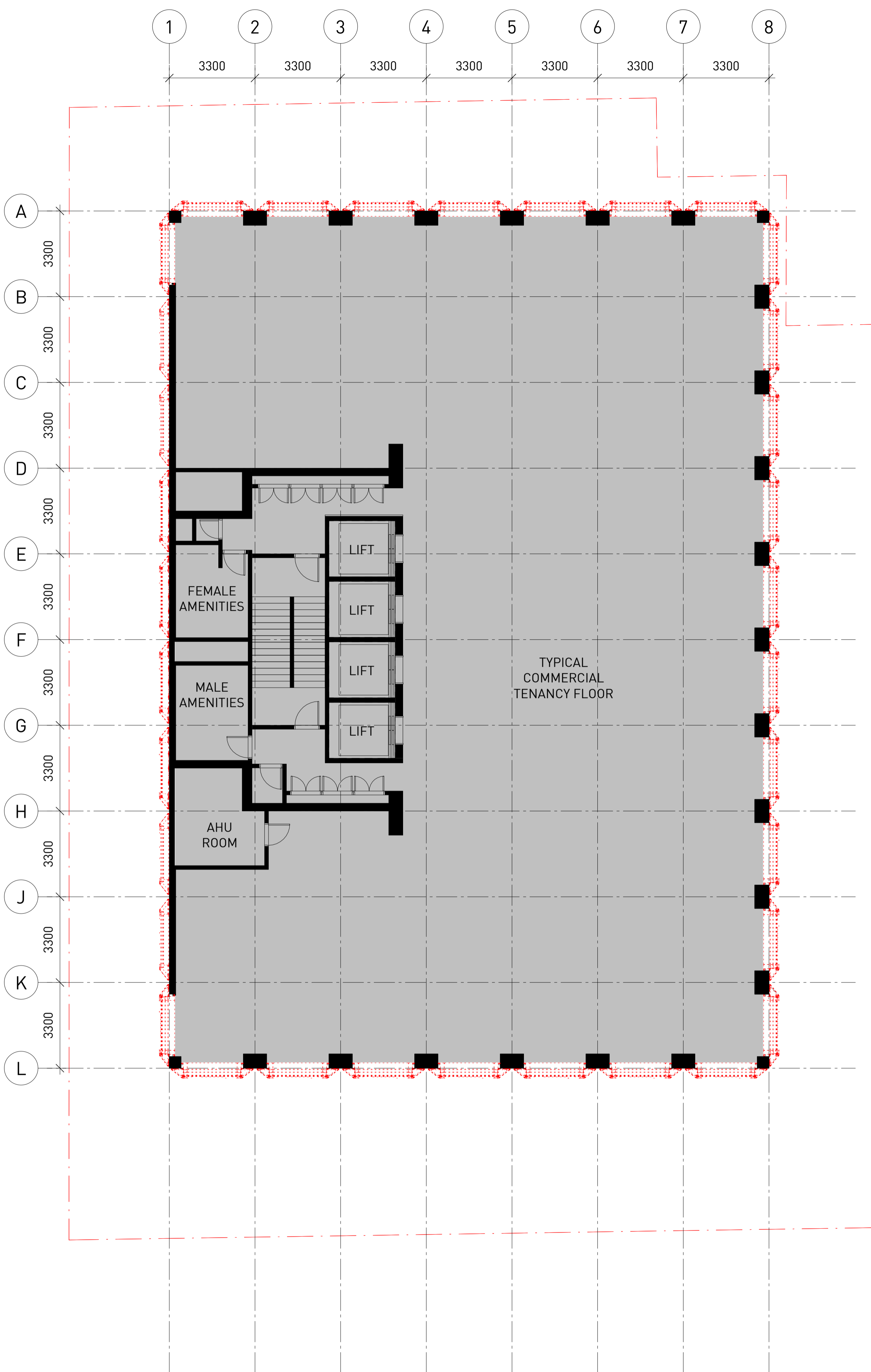


Project
201 Miller Street

Architect
sissons.
a: Level 5, 53 Berry Street, North Sydney, NSW 2060.
p: 02 8904 1853

Drawing Title
TYPICAL GA FLOOR PLAN (LEVELS L01- 21)

Project No.	Drawing No.	Stage	Rev
22-005	DA-12-01	PLANNING	1



1 TYPICAL COMMERCIAL GA PLAN - EXISTING & DEMOLITION
1 : 100

2 TYPICAL COMMERCIAL GA PLAN - PROPOSED
1 : 100

DA SUBMISSION

Notes
ALL EXISTING CONDITIONS TO BE CHECKED ON SITE. ALL DIMENSIONS AND SETOUTS TO BE VERIFIED PRIOR TO COMMENCEMENT ON SITE. ALL OMISSIONS OR DISCREPANCIES TO BE NOTIFIED TO THE ARCHITECT.
THE COPYRIGHT OF THIS DRAWING TOGETHER WITH ANY OTHER DOCUMENTS PREPARED BY SISSONS REMAINS THE PROPERTY OF SISSONS. SISSONS GRANTS LICENCE FOR THE USE OF THIS DOCUMENT FOR THE PURPOSE FOR WHICH IT IS INTENDED. THE LICENCE IS NOT TRANSFERABLE WITHOUT THE PERMISSION OF SISSONS.

Nominated Architect: Nick Sissons NSW ARB 7210

- 1. DESIGN RESOLUTION
 - 1.1 The drawings show the general architectural intent for the purposes of this Development Application.
 - 1.2 The internal layouts shown are indicative and subject to further detailed design development.
 - 1.3 Dimensions given are general and subject to detailed design resolution
 - 1.4 Landscaping shown is indicative only and subject to further detailed design.
 - 1.5 The location of plant, equipment and services as shown on drawings is indicative only and subject to further detailed design development. Minor elements eg flues, vent pipes, aerials etc have been omitted for clarity
- 2. GRAPHIC REPRESENTATION
 - 2.1 Generic colours have been used on to indicate the design intent and are not accurate representations of the actual colours of the selected materials.
 - 2.2 Colours on plans are used for diagrammatic purposes and do not reflect the colours of the selected materials
- 3. EXISTING STRUCTURES AND SERVICES
 - 3.1 The extent and location of the existing services and structures shown on drawings is based on the survey information provided to date. Final locations are to be determined on site.
 - 3.2 Existing levels shown on the drawings are based upon the existing survey information provided or extrapolated from existing spot levels provided.
 - 3.3 All levels are relative to the Australian Height Datum (AHD)

LEGEND
DEMOLITION

Rev	Date	Revision Description
A	19.10.22	DRAFT DA
1	20.04.23	DA SUBMISSION

Client
The Trust Company (Australia) Limited as trustee for 201 Miller Sub Trust
c/o LaSalle Investment Management

Scale
1 : 250 (A1)
(Half Scale @ A3)

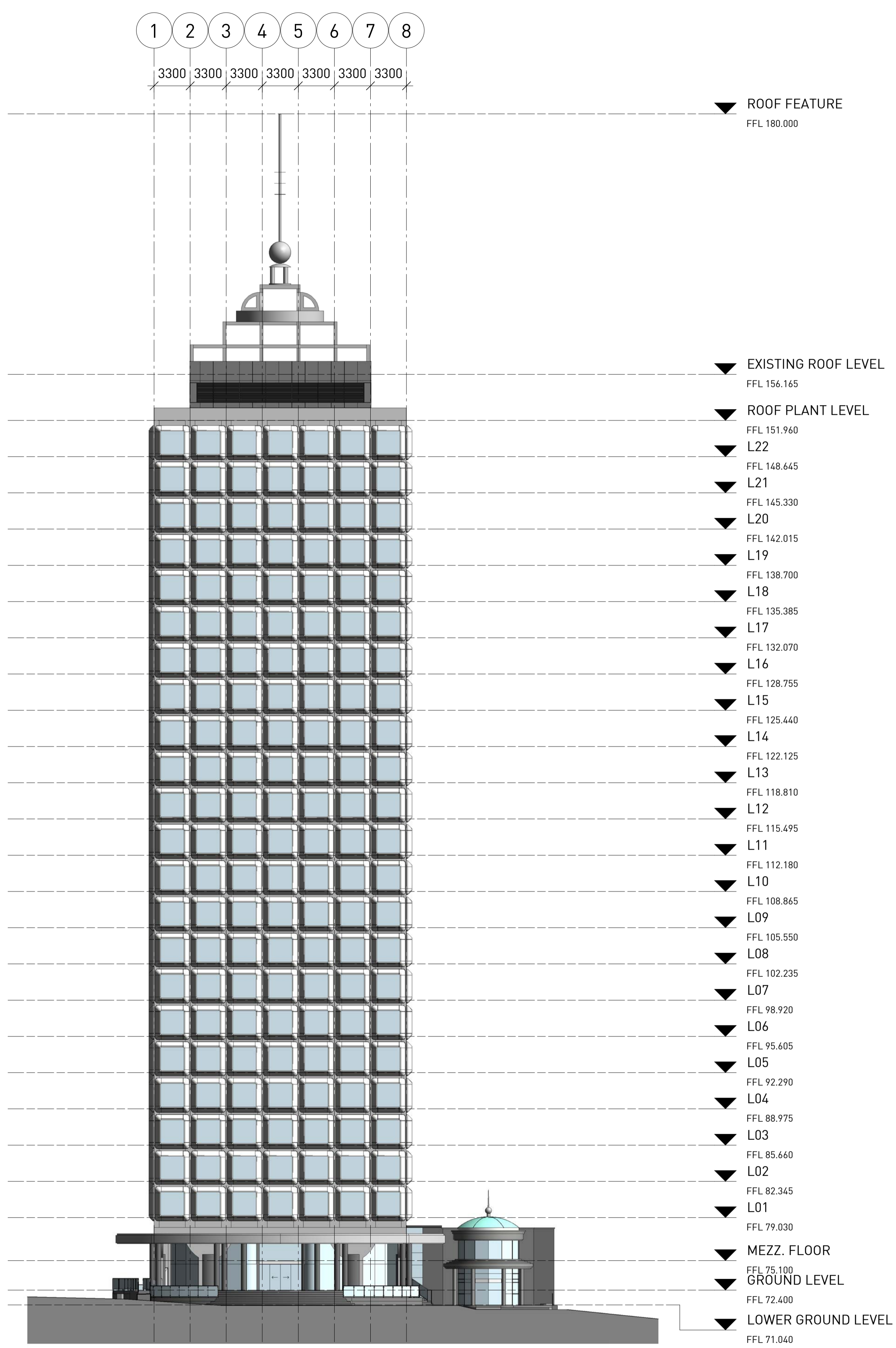
Project
201 Miller Street

Architect
sissons.
a: Level 5, 53 Berry Street, North Sydney, NSW 2060.
p: 02 8904 1853

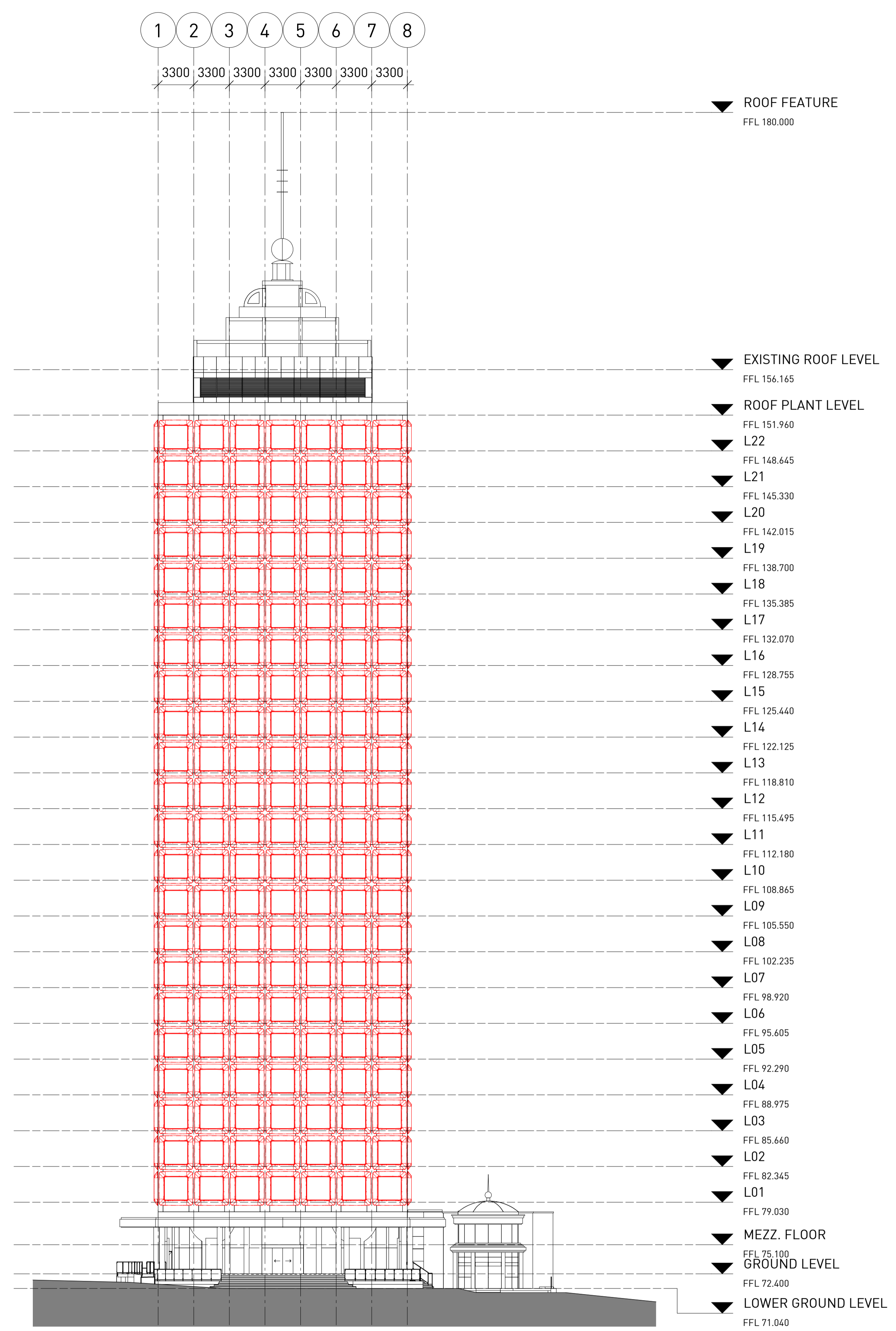
Drawing Title
GA ELEVATIONS - WEST (DEMOLITION & PROPOSED)

Project No.	Drawing No.	Stage	Rev
22-005	DA-20-01	PLANNING	1

DA SUBMISSION



2 GA WEST ELEVATION - PROPOSED
1 : 250



1 GA WEST ELEVATION - EXISTING & DEMOLITION
1 : 250

Notes
 ALL EXISTING CONDITIONS TO BE CHECKED ON SITE. ALL DIMENSIONS AND SETOUTS TO BE VERIFIED PRIOR TO COMMENCEMENT ON SITE. ALL OMISSIONS OR DISCREPANCIES TO BE NOTIFIED TO THE ARCHITECT.
 THE COPYRIGHT OF THIS DRAWING TOGETHER WITH ANY OTHER DOCUMENTS PREPARED BY SISSONS REMAINS THE PROPERTY OF SISSONS. SISSONS GRANTS LICENCE FOR THE USE OF THIS DOCUMENT FOR THE PURPOSE FOR WHICH IT IS INTENDED. THE LICENCE IS NOT TRANSFERABLE WITHOUT THE PERMISSION OF SISSONS.

Nominated Architect: Nick Sissons NSW ARB 7210

- DESIGN RESOLUTION**
 - The drawings show the general architectural intent for the purposes of this Development Application.
 - The internal layouts shown are indicative and subject to further detailed design development.
 - Dimensions given are general and subject to detailed design resolution.
 - Landscaping shown is indicative only and subject to further detailed design.
 - The location of plant, equipment and services as shown on drawings is indicative only and subject to further detailed design development. Minor elements eg flues, vent pipes, aerials etc have been omitted for clarity.
- GRAPHIC REPRESENTATION**
 - Generic colours have been used on to indicate the design intent and are not accurate representations of the actual colours of the selected materials.
 - Colours on plans are used for diagrammatic purposes and do not reflect the colours of the selected materials.
- EXISTING STRUCTURES AND SERVICES**
 - The extent and location of the existing services and structures shown on drawings is based on the survey information provided to date. Final locations are to be determined on site.
 - Existing levels shown on the drawings are based upon the existing survey information provided or extrapolated from existing spot levels provided.
 - All levels are relative to the Australian Height Datum (AHD).

LEGEND
 DEMOLITION

Rev	Date	Revision Description
A	19.10.22	DRAFT DA
1	20.04.23	DA SUBMISSION

Client
 The Trust Company (Australia) Limited as trustee for 201 Miller Sub Trust
 c/o LaSalle Investment Management

Scale
 1 : 250 (A1)
 (Half Scale @ A3)

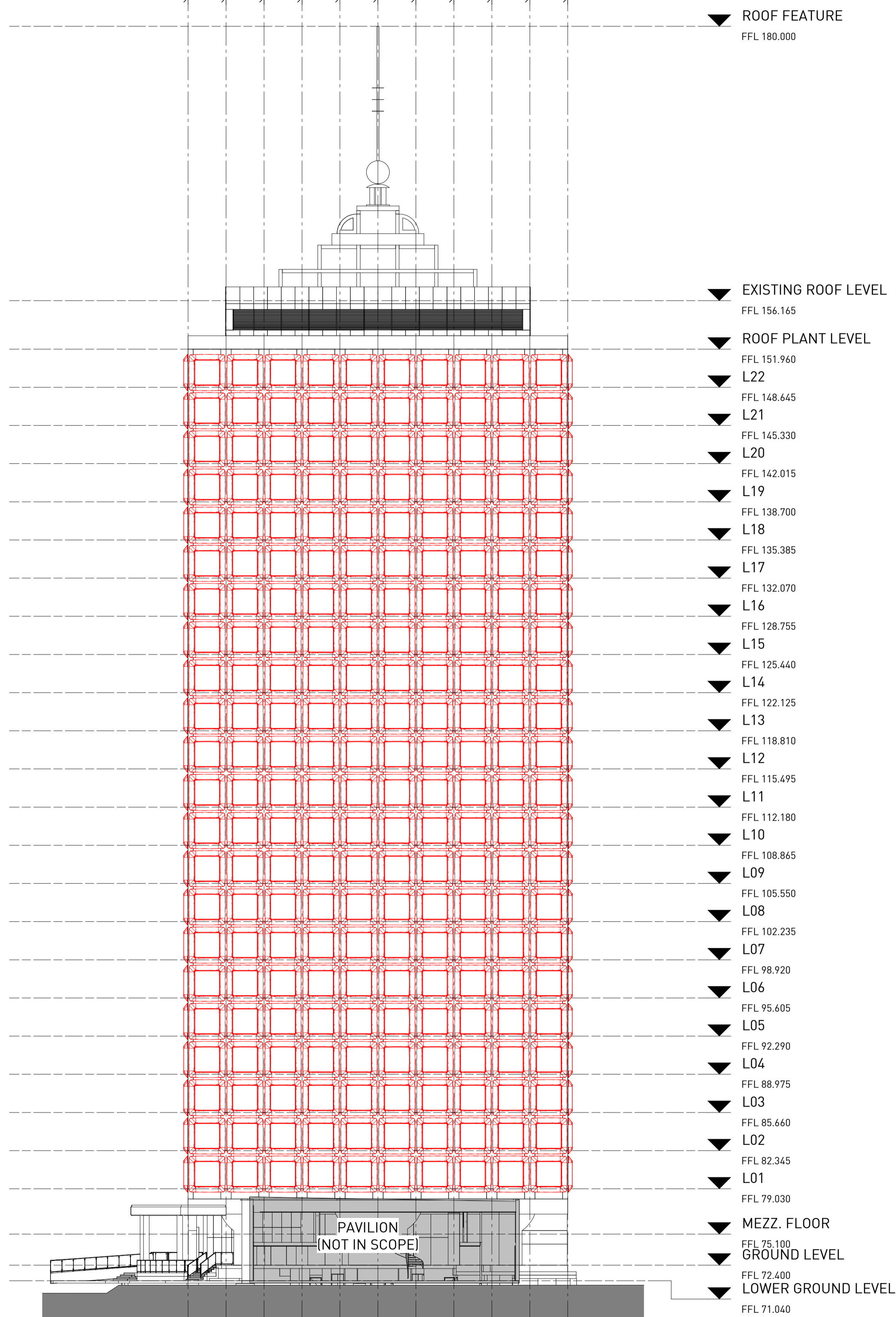
Project
 201 Miller Street

Architect
sissons.
 a: Level 5, 53 Berry Street, North Sydney, NSW 2060.
 p: 02 8904 1853

Drawing Title
 GA ELEVATIONS - SOUTH (DEMOLITION & PROPOSED)


Project No.	Drawing No.	Stage	Rev
22-005	DA-20-02	PLANNING	1

L K J H G F E D C B A
 3300 3300 3300 3300 3300 3300 3300 3300 3300 3300



1 GA SOUTH ELEVATION - EXISTING & DEMOLITION
 1 : 250

L K J H G F E D C B A
 3300 3300 3300 3300 3300 3300 3300 3300 3300 3300



2 GA SOUTH ELEVATION - PROPOSED
 1 : 250

DA SUBMISSION

8 7 6 5 4 3 2 1
3300 3300 3300 3300 3300 3300 3300

▼ ROOF FEATURE
FFL 180.000

▼ EXISTING ROOF LEVEL
FFL 156.165

▼ ROOF PLANT LEVEL
FFL 151.960

▼ L22
FFL 148.645

▼ L21
FFL 145.330

▼ L20
FFL 142.015

▼ L19
FFL 138.700

▼ L18
FFL 135.385

▼ L17
FFL 132.070

▼ L16
FFL 128.755

▼ L15
FFL 125.440

▼ L14
FFL 122.125

▼ L13
FFL 118.810

▼ L12
FFL 115.495

▼ L11
FFL 112.180

▼ L10
FFL 108.865

▼ L09
FFL 105.550

▼ L08
FFL 102.235

▼ L07
FFL 98.920

▼ L06
FFL 95.605

▼ L05
FFL 92.290

▼ L04
FFL 88.975

▼ L03
FFL 85.660

▼ L02
FFL 82.345

▼ L01
FFL 79.030

▼ MEZZ. FLOOR
FFL 75.100

▼ GROUND LEVEL
FFL 72.400

▼ LOWER GROUND LEVEL
FFL 71.040

8 7 6 5 4 3 2 1
3300 3300 3300 3300 3300 3300 3300

▼ ROOF FEATURE
FFL 180.000

▼ EXISTING ROOF LEVEL
FFL 156.165

▼ ROOF PLANT LEVEL
FFL 151.960

▼ L22
FFL 148.645

▼ L21
FFL 145.330

▼ L20
FFL 142.015

▼ L19
FFL 138.700

▼ L18
FFL 135.385

▼ L17
FFL 132.070

▼ L16
FFL 128.755

▼ L15
FFL 125.440

▼ L14
FFL 122.125

▼ L13
FFL 118.810

▼ L12
FFL 115.495

▼ L11
FFL 112.180

▼ L10
FFL 108.865

▼ L09
FFL 105.550

▼ L08
FFL 102.235

▼ L07
FFL 98.920

▼ L06
FFL 95.605

▼ L05
FFL 92.290

▼ L04
FFL 88.975

▼ L03
FFL 85.660

▼ L02
FFL 82.345

▼ L01
FFL 79.030

▼ MEZZ. FLOOR
FFL 75.100

▼ GROUND LEVEL
FFL 72.400

▼ LOWER GROUND LEVEL
FFL 71.040

1 GA EAST ELEVATION - EXISTING & DEMOLITION
1 : 250

2 GA EAST ELEVATION - PROPOSED
1 : 250

DA SUBMISSION

Notes

ALL EXISTING CONDITIONS TO BE CHECKED ON SITE. ALL DIMENSIONS AND SETOUTS TO BE VERIFIED PRIOR TO COMMENCEMENT ON SITE. ALL OMISSIONS OR DISCREPANCIES TO BE NOTIFIED TO THE ARCHITECT.

THE COPYRIGHT OF THIS DRAWING TOGETHER WITH ANY OTHER DOCUMENTS PREPARED BY SISSONS REMAINS THE PROPERTY OF SISSONS. SISSONS GRANTS LICENCE FOR THE USE OF THIS DOCUMENT FOR THE PURPOSE FOR WHICH IT IS INTENDED. THE LICENCE IS NOT TRANSFERABLE WITHOUT THE PERMISSION OF SISSONS.

Nominated Architect: Nick Sissons NSW ARB 7210

1. DESIGN RESOLUTION
 1.1 The drawings show the general architectural intent for the purposes of this Development Application.
 1.2 The internal layouts shown are indicative and subject to further detailed design development.
 1.3 Dimensions given are general and subject to detailed design resolution.
 1.4 Landscaping shown is indicative only and subject to further detailed design.
 1.5 The location of plant, equipment and services as shown on drawings is indicative only and subject to further detailed design development. Minor elements eg flues, vent pipes, aerials etc have been omitted for clarity.

2. GRAPHIC REPRESENTATION
 2.1 Generic colours have been used on to indicate the design intent and are not accurate representations of the actual colours of the selected materials.
 2.2 Colours on plans are used for diagrammatic purposes and do not reflect the colours of the selected materials.

3. EXISTING STRUCTURES AND SERVICES
 3.1 The extent and location of the existing services and structures shown on drawings is based on the survey information provided to date. Final locations are to be determined on site.
 3.2 Existing levels shown on the drawings are based upon the existing survey information provided or extrapolated from existing spot levels provided.
 3.3 All levels are relative to the Australian Height Datum (AHD).

LEGEND

DEMOLITION

Rev	Date	Revision Description
A	19.10.22	DRAFT DA
1	20.04.23	DA SUBMISSION

Client
 The Trust Company (Australia) Limited as trustee for 201 Miller Sub Trust
 c/o LaSalle Investment Management

Scale
 1 : 250 (A1)
 (Half Scale @ A3)

Project
 201 Miller Street

Architect
sissons.
 a: Level 5, 53 Berry Street, North Sydney, NSW 2060.
 p: 02 8904 1853

Drawing Title
 GA ELEVATIONS - EAST (DEMOLITION & PROPOSED)

Project No.	Drawing No.	Stage	Rev
22-005	DA-20-03	PLANNING	1

Notes
ALL EXISTING CONDITIONS TO BE CHECKED ON SITE. ALL DIMENSIONS AND SETOUTS TO BE VERIFIED PRIOR TO COMMENCEMENT ON SITE. ALL OMISSIONS OR DISCREPANCIES TO BE NOTIFIED TO THE ARCHITECT.
THE COPYRIGHT OF THIS DRAWING TOGETHER WITH ANY OTHER DOCUMENTS PREPARED BY SISSONS REMAINS THE PROPERTY OF SISSONS. SISSONS GRANTS LICENCE FOR THE USE OF THIS DOCUMENT FOR THE PURPOSE FOR WHICH IT IS INTENDED. THE LICENCE IS NOT TRANSFERABLE WITHOUT THE PERMISSION OF SISSONS.

Nominated Architect: Nick Sissons NSW ARB 7210

- DESIGN RESOLUTION
 - The drawings show the general architectural intent for the purposes of this Development Application.
 - The internal layouts shown are indicative and subject to further detailed design development.
 - Dimensions given are general and subject to detailed design resolution.
 - Landscaping shown is indicative only and subject to further detailed design.
 - The location of plant, equipment and services as shown on drawings is indicative only and subject to further detailed design development. Minor elements eg flues, vent pipes, aerials etc have been omitted for clarity.
- GRAPHIC REPRESENTATION
 - Generic colours have been used on to indicate the design intent and are not accurate representations of the actual colours of the selected materials.
 - Colours on plans are used for diagrammatic purposes and do not reflect the colours of the selected materials.
- EXISTING STRUCTURES AND SERVICES
 - The extent and location of the existing services and structures shown on drawings is based on the survey information provided to date. Final locations are to be determined on site.
 - Existing levels shown on the drawings are based upon the existing survey information provided or extrapolated from existing spot levels provided.
 - All levels are relative to the Australian Height Datum (AHD).

LEGEND
DEMOLITION

Rev	Date	Revision Description
A	19.10.22	DRAFT DA
1	20.04.23	DA SUBMISSION

Client
The Trust Company (Australia) Limited as trustee for 201 Miller Sub Trust
c/o LaSalle Investment Management

Scale
1 : 250 (A1)
(Half Scale @ A3)


Project
201 Miller Street

Architect
sissons.
a: Level 5, 53 Berry Street, North Sydney, NSW 2060.
p: 02 8904 1853

Drawing Title
GA ELEVATIONS - NORTH (DEMOLITION & PROPOSED)

Project No.	Drawing No.	Stage	Rev
22-005	DA-20-04	PLANNING	1

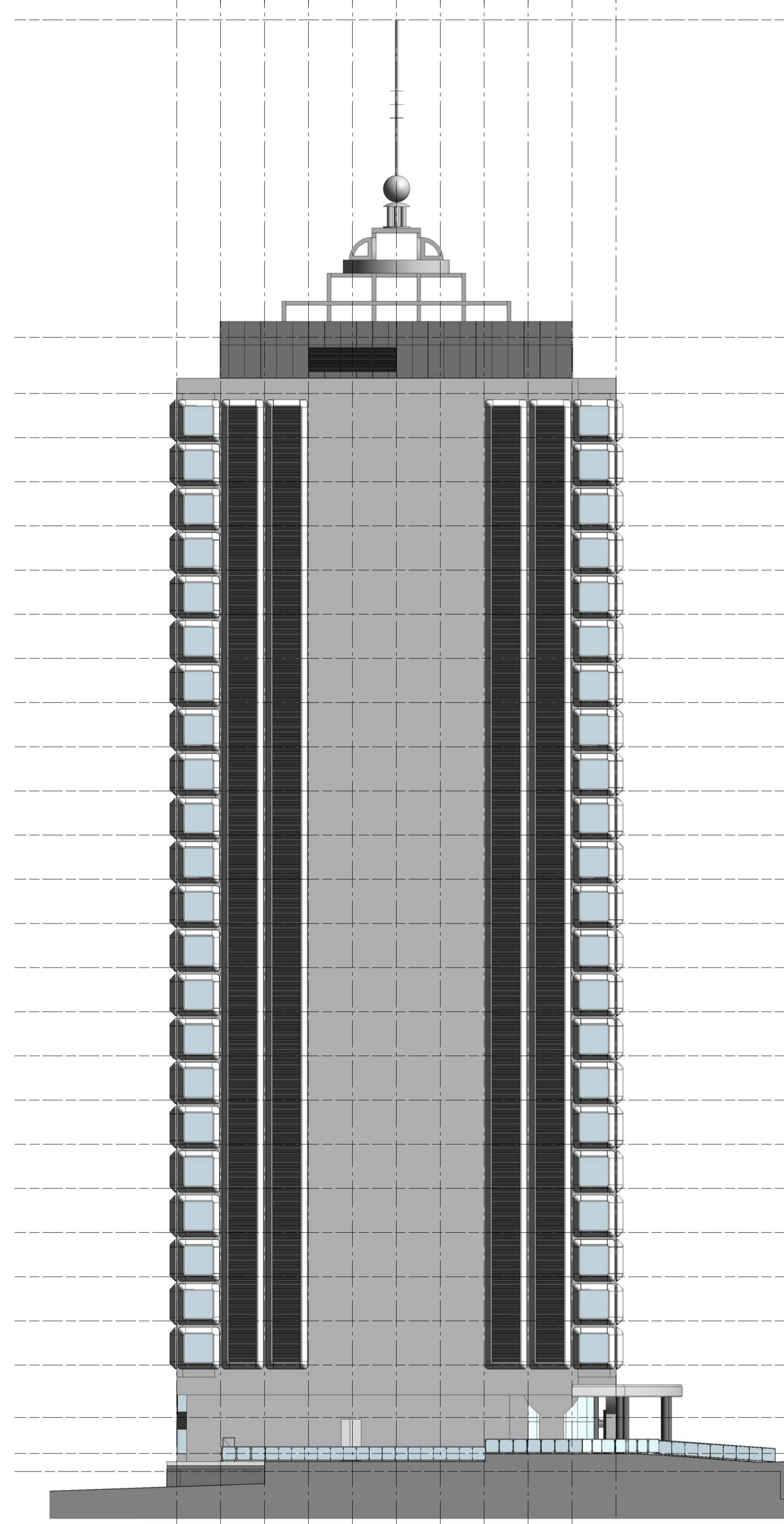
A B C D E F G H J K L
3300 3300 3300 3300 3300 3300 3300 3300 3300 3300



- ▼ ROOF FEATURE
FFL 180.000
- ▼ EXISTING ROOF LEVEL
FFL 156.165
- ▼ ROOF PLANT LEVEL
FFL 151.960
- ▼ L22
FFL 148.645
- ▼ L21
FFL 145.330
- ▼ L20
FFL 142.015
- ▼ L19
FFL 138.700
- ▼ L18
FFL 135.385
- ▼ L17
FFL 132.070
- ▼ L16
FFL 128.755
- ▼ L15
FFL 125.440
- ▼ L14
FFL 122.125
- ▼ L13
FFL 118.810
- ▼ L12
FFL 115.495
- ▼ L11
FFL 112.180
- ▼ L10
FFL 108.865
- ▼ L09
FFL 105.550
- ▼ L08
FFL 102.235
- ▼ L07
FFL 98.920
- ▼ L06
FFL 95.605
- ▼ L05
FFL 92.290
- ▼ L04
FFL 88.975
- ▼ L03
FFL 85.660
- ▼ L02
FFL 82.345
- ▼ L01
FFL 79.030
- ▼ MEZZ. FLOOR
FFL 75.100
- ▼ GROUND LEVEL
FFL 72.400
- ▼ LOWER GROUND LEVEL
FFL 71.040

1 GA NORTH ELEVATION - EXISTING & DEMOLITION
1 : 250

A B C D E F G H J K L
3300 3300 3300 3300 3300 3300 3300 3300 3300 3300



- ▼ ROOF FEATURE
FFL 180.000
- ▼ EXISTING ROOF LEVEL
FFL 156.165
- ▼ ROOF PLANT LEVEL
FFL 151.960
- ▼ L22
FFL 148.645
- ▼ L21
FFL 145.330
- ▼ L20
FFL 142.015
- ▼ L19
FFL 138.700
- ▼ L18
FFL 135.385
- ▼ L17
FFL 132.070
- ▼ L16
FFL 128.755
- ▼ L15
FFL 125.440
- ▼ L14
FFL 122.125
- ▼ L13
FFL 118.810
- ▼ L12
FFL 115.495
- ▼ L11
FFL 112.180
- ▼ L10
FFL 108.865
- ▼ L09
FFL 105.550
- ▼ L08
FFL 102.235
- ▼ L07
FFL 98.920
- ▼ L06
FFL 95.605
- ▼ L05
FFL 92.290
- ▼ L04
FFL 88.975
- ▼ L03
FFL 85.660
- ▼ L02
FFL 82.345
- ▼ L01
FFL 79.030
- ▼ MEZZ. FLOOR
FFL 75.100
- ▼ GROUND LEVEL
FFL 72.400
- ▼ LOWER GROUND LEVEL
FFL 71.040

2 GA NORTH ELEVATION - PROPOSED
1 : 250

DA SUBMISSION

1 2 3 4 5 6 7 8
3300 3300 3300 3300 3300 3300 3300

L K J H G F E D C B A
3300 3300 3300 3300 3300 3300 3300 3300 3300

- ▼ ROOF FEATURE
FFL 180.000
- ▼ EXISTING ROOF LEVEL
FFL 156.165
- ▼ ROOF PLANT LEVEL
FFL 151.960
- ▼ L22
FFL 148.645
- ▼ L21
FFL 145.330
- ▼ L20
FFL 142.015
- ▼ L19
FFL 138.700
- ▼ L18
FFL 135.385
- ▼ L17
FFL 132.070
- ▼ L16
FFL 128.755
- ▼ L15
FFL 125.440
- ▼ L14
FFL 122.125
- ▼ L13
FFL 118.810
- ▼ L12
FFL 115.495
- ▼ L11
FFL 112.180
- ▼ L10
FFL 108.865
- ▼ L09
FFL 105.550
- ▼ L08
FFL 102.235
- ▼ L07
FFL 98.920
- ▼ L06
FFL 95.605
- ▼ L05
FFL 92.290
- ▼ L04
FFL 88.975
- ▼ L03
FFL 85.660
- ▼ L02
FFL 82.345
- ▼ L01
FFL 79.030
- ▼ MEZZ. FLOOR
FFL 75.100
- ▼ GROUND LEVEL
FFL 72.400
- ▼ LOWER GROUND LEVEL
FFL 71.040

- ▼ ROOF FEATURE
FFL 180.000
- ▼ EXISTING ROOF LEVEL
FFL 156.165
- ▼ ROOF PLANT LEVEL
FFL 151.960
- ▼ L22
FFL 148.645
- ▼ L21
FFL 145.330
- ▼ L20
FFL 142.015
- ▼ L19
FFL 138.700
- ▼ L18
FFL 135.385
- ▼ L17
FFL 132.070
- ▼ L16
FFL 128.755
- ▼ L15
FFL 125.440
- ▼ L14
FFL 122.125
- ▼ L13
FFL 118.810
- ▼ L12
FFL 115.495
- ▼ L11
FFL 112.180
- ▼ L10
FFL 108.865
- ▼ L09
FFL 105.550
- ▼ L08
FFL 102.235
- ▼ L07
FFL 98.920
- ▼ L06
FFL 95.605
- ▼ L05
FFL 92.290
- ▼ L04
FFL 88.975
- ▼ L03
FFL 85.660
- ▼ L02
FFL 82.345
- ▼ L01
FFL 79.030
- ▼ MEZZ. FLOOR
FFL 75.100
- ▼ GROUND LEVEL
FFL 72.400
- ▼ LOWER GROUND LEVEL
FFL 71.040

1 GA CROSS SECTION - PROPOSED
1 : 250

2 GA LONG SECTION - PROPOSED
1 : 250

DA SUBMISSION

Notes
ALL EXISTING CONDITIONS TO BE CHECKED ON SITE. ALL DIMENSIONS AND SETOUTS TO BE VERIFIED PRIOR TO COMMENCEMENT ON SITE. ALL OMISSIONS OR DISCREPANCIES TO BE NOTIFIED TO THE ARCHITECT.

THE COPYRIGHT OF THIS DRAWING TOGETHER WITH ANY OTHER DOCUMENTS PREPARED BY SISSONS REMAINS THE PROPERTY OF SISSONS. SISSONS GRANTS LICENCE FOR THE USE OF THIS DOCUMENT FOR THE PURPOSE FOR WHICH IT IS INTENDED. THE LICENCE IS NOT TRANSFERABLE WITHOUT THE PERMISSION OF SISSONS.

Nominated Architect: Nick Sissons NSW ARB 7210

- 1. DESIGN RESOLUTION**
1.1 The drawings show the general architectural intent for the purposes of this Development Application.
1.2 The internal layouts shown are indicative and subject to further detailed design development.
1.3 Dimensions given are general and subject to detailed design resolution.
1.4 Landscaping shown is indicative only and subject to further detailed design.
1.5 The location of plant, equipment and services as shown on drawings is indicative only and subject to further detailed design development. Minor elements eg flues, vent pipes, aeriials etc have been omitted for clarity.
- 2. GRAPHIC REPRESENTATION**
2.1 Generic colours have been used on to indicate the design intent and are not accurate representations of the actual colours of the selected materials.
2.2 Colours on plans are used for diagrammatic purposes and do not reflect the colours of the selected materials.
- 3. EXISTING STRUCTURES AND SERVICES**
3.1 The extent and location of the existing services and structures shown on drawings is based on the survey information provided to date. Final locations are to be determined on site.
3.2 Existing levels shown on the drawings are based upon the existing survey information provided or extrapolated from existing spot levels provided.
3.3 All levels are relative to the Australian Height Datum (AHD).

LEGEND

Rev	Date	Revision Description
A	19.10.22	DRAFT DA
1	20.04.23	DA SUBMISSION

Client
The Trust Company (Australia) Limited as trustee for 201 Miller Sub Trust
c/o LaSalle Investment Management

Scale
1 : 250 (A1)
(Half Scale @ A3)

Project
201 Miller Street

Architect
sissons.
a: Level 5, 53 Berry Street, North Sydney, NSW 2060.
p: 02 8904 1853

Drawing Title
GA SECTIONS (PROPOSED)

Project No.	Drawing No.	Stage	Rev
22-005	DA-30-01	PLANNING	1

Notes
ALL EXISTING CONDITIONS TO BE CHECKED ON SITE. ALL DIMENSIONS AND SETOUTS TO BE VERIFIED PRIOR TO COMMENCEMENT ON SITE. ALL OMISSIONS OR DISCREPANCIES TO BE NOTIFIED TO THE ARCHITECT.

THE COPYRIGHT OF THIS DRAWING TOGETHER WITH ANY OTHER DOCUMENTS PREPARED BY SISSONS REMAINS THE PROPERTY OF SISSONS. SISSONS GRANTS LICENCE FOR THE USE OF THIS DOCUMENT FOR THE PURPOSE FOR WHICH IT IS INTENDED. THE LICENCE IS NOT TRANSFERABLE WITHOUT THE PERMISSION OF SISSONS.

Nominated Architect: Nick Sissons NSW ARB 7210

1. DESIGN RESOLUTION
1.1 The drawings show the general architectural intent for the purposes of this Development Application.
1.2 The internal layouts shown are indicative and subject to further detailed design development.
1.3 Dimensions given are general and subject to detailed design resolution.
1.4 Landscaping shown is indicative only and subject to further detailed design.
1.5 The location of plant, equipment and services as shown on drawings is indicative only and subject to further detailed design development. Minor elements eg flues, vent pipes, aeriels etc have been omitted for clarity.

2. GRAPHIC REPRESENTATION
2.1 Generic colours have been used on to indicate the design intent and are not accurate representations of the actual colours of the selected materials.
2.2 Colours on plans are used for diagrammatic purposes and do not reflect the colours of the selected materials.

3. EXISTING STRUCTURES AND SERVICES
3.1 The extent and location of the existing services and structures shown on drawings is based on the survey information provided to date. Final locations are to be determined on site.
3.2 Existing levels shown on the drawings are based upon the existing survey information provided or extrapolated from existing spot levels provided.
3.3 All levels are relative to the Australian Height Datum (AHD).

LEGEND

	FT-01 (CLEAR GLAZING & ALUMINIUM SHROUD)
	FT-02 (ALUMINIUM LOUVRE & ALUMINIUM SHROUD)
	FT-03 (WATERPROOF MEMBRANE PAINT FINISH)

Rev	Date	Revision Description
A	19.10.22	DRAFT DA
1	20.04.23	DA SUBMISSION

Client
The Trust Company (Australia) Limited as trustee for 201 Miller Sub Trust
c/o LaSalle Investment Management



Scale
1 : 250 (A1)
(Half Scale @ A3)

Project
201 Miller Street


Architect
sissons.
a: Level 5, 53 Berry Street, North Sydney, NSW 2060.
p: 02 8904 1853

Drawing Title
FACADE TYPES ELEVATION - WEST & SOUTH (PROPOSED)

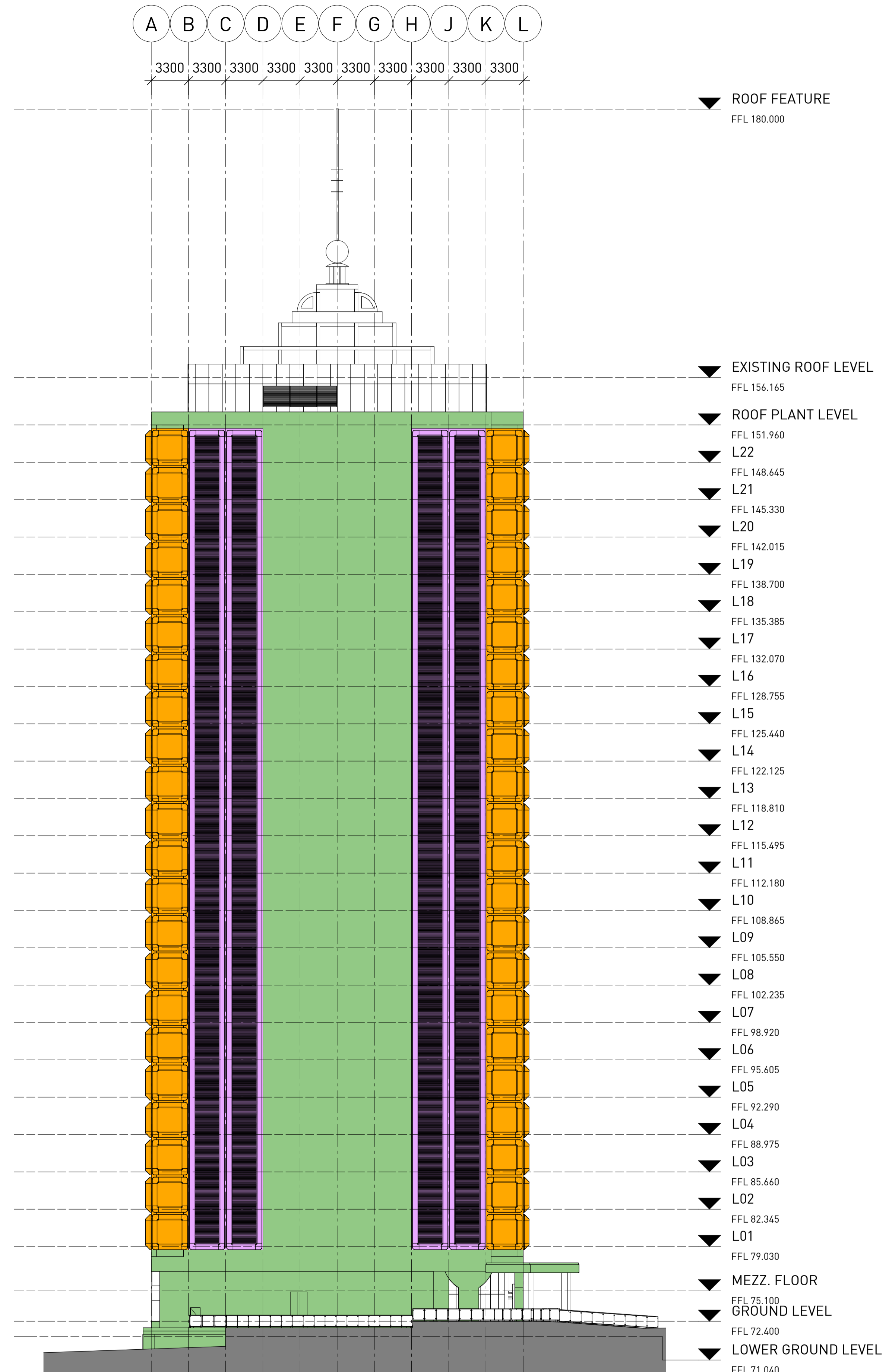
Project No.	Drawing No.	Stage	Rev
22-005	DA-40-01	PLANNING	1



DA SUBMISSION



1 FACADE TYPE ELEVATION - EAST
1 : 250



2 FACADE TYPE ELEVATION - NORTH
1 : 250

Notes

ALL EXISTING CONDITIONS TO BE CHECKED ON SITE. ALL DIMENSIONS AND SETOUTS TO BE VERIFIED PRIOR TO COMMENCEMENT ON SITE. ALL OMISSIONS OR DISCREPANCIES TO BE NOTIFIED TO THE ARCHITECT.

THE COPYRIGHT OF THIS DRAWING TOGETHER WITH ANY OTHER DOCUMENTS PREPARED BY SISSONS REMAINS THE PROPERTY OF SISSONS. SISSONS GRANTS LICENCE FOR THE USE OF THIS DOCUMENT FOR THE PURPOSE FOR WHICH IT IS INTENDED. THE LICENCE IS NOT TRANSFERABLE WITHOUT THE PERMISSION OF SISSONS.

Nominated Architect: Nick Sissons NSW ARB 7210

1. DESIGN RESOLUTION
 1.1 The drawings show the general architectural intent for the purposes of this Development Application.
 1.2 The internal layouts shown are indicative and subject to further detailed design development.
 1.3 Dimensions given are general and subject to detailed design resolution.
 1.4 Landscaping shown is indicative only and subject to further detailed design.
 1.5 The location of plant, equipment and services as shown on drawings is indicative only and subject to further detailed design development. Minor elements eg flues, vent pipes, aerials etc have been omitted for clarity.

2. GRAPHIC REPRESENTATION
 2.1 Generic colours have been used on to indicate the design intent and are not accurate representations of the actual colours of the selected materials.
 2.2 Colours on plans are used for diagrammatic purposes and do not reflect the colours of the selected materials.

3. EXISTING STRUCTURES AND SERVICES
 3.1 The extent and location of the existing services and structures shown on drawings is based on the survey information provided to date. Final locations are to be determined on site.
 3.2 Existing levels shown on the drawings are based upon the existing survey information provided or extrapolated from existing spot levels provided.
 3.3 All levels are relative to the Australian Height Datum (AHD).

LEGEND

FT-01 (CLEAR GLAZING & ALUMINIUM SHROUD)

FT-02 (ALUMINIUM LOUVRE & ALUMINIUM SHROUD)

FT-03 (WATERPROOF MEMBRANE PAINT FINISH)

Rev	Date	Revision Description
A	19.10.22	DRAFT DA
1	20.04.23	DA SUBMISSION

Client
 The Trust Company (Australia) Limited as trustee for 201 Miller Sub Trust
 c/o LaSalle Investment Management

Scale
 1 : 250 (A1)
 (Half Scale @ A3)

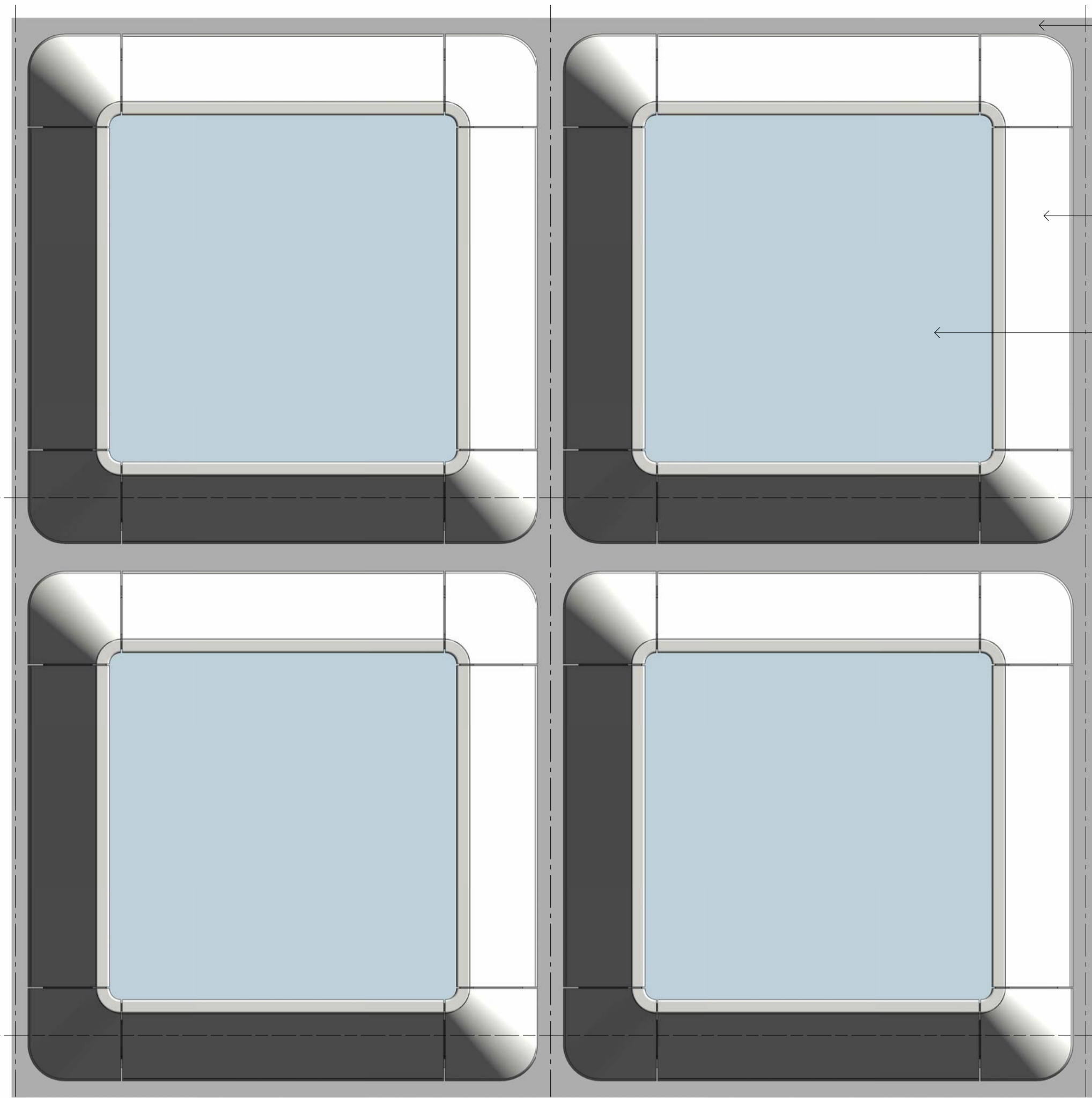
Project
 201 Miller Street

Architect
sissons.
 a: Level 5, 53 Berry Street, North Sydney, NSW 2060.
 p: 02 8904 1853

Drawing Title
 FACADE TYPES ELEVATION - EAST & NORTH (PROPOSED)

Project No.	Drawing No.	Stage	Rev
22-005	DA-40-02	PLANNING	1

DA SUBMISSION

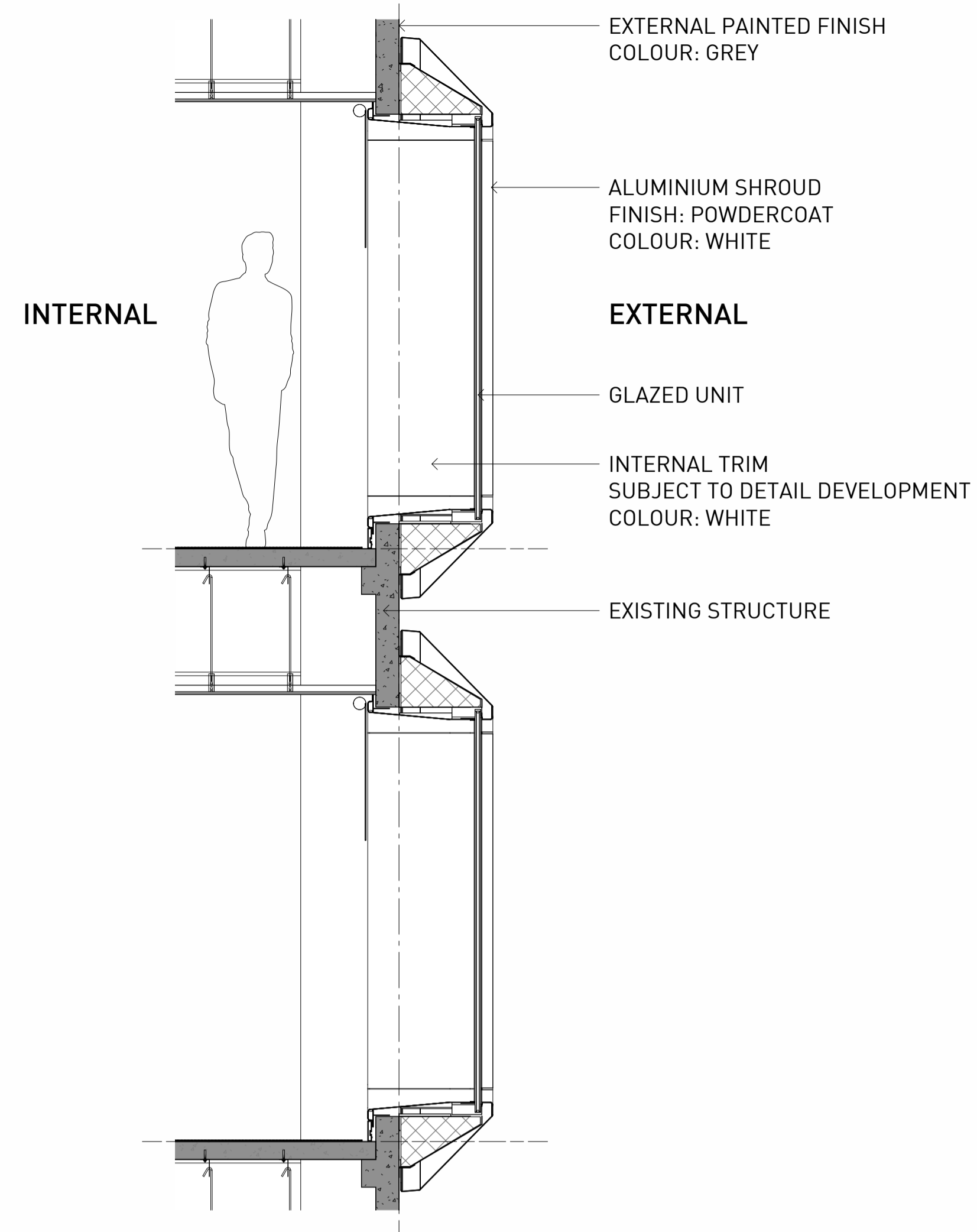


EXTERNAL PAINTED FINISH
COLOUR: GREY

ALUMINIUM SHROUD
FINISH: POWDERCOAT
COLOUR: WHITE

GLAZED UNIT

1 FT-01 - TYPICAL EXTERNAL ELEVATION
1:25



EXTERNAL PAINTED FINISH
COLOUR: GREY

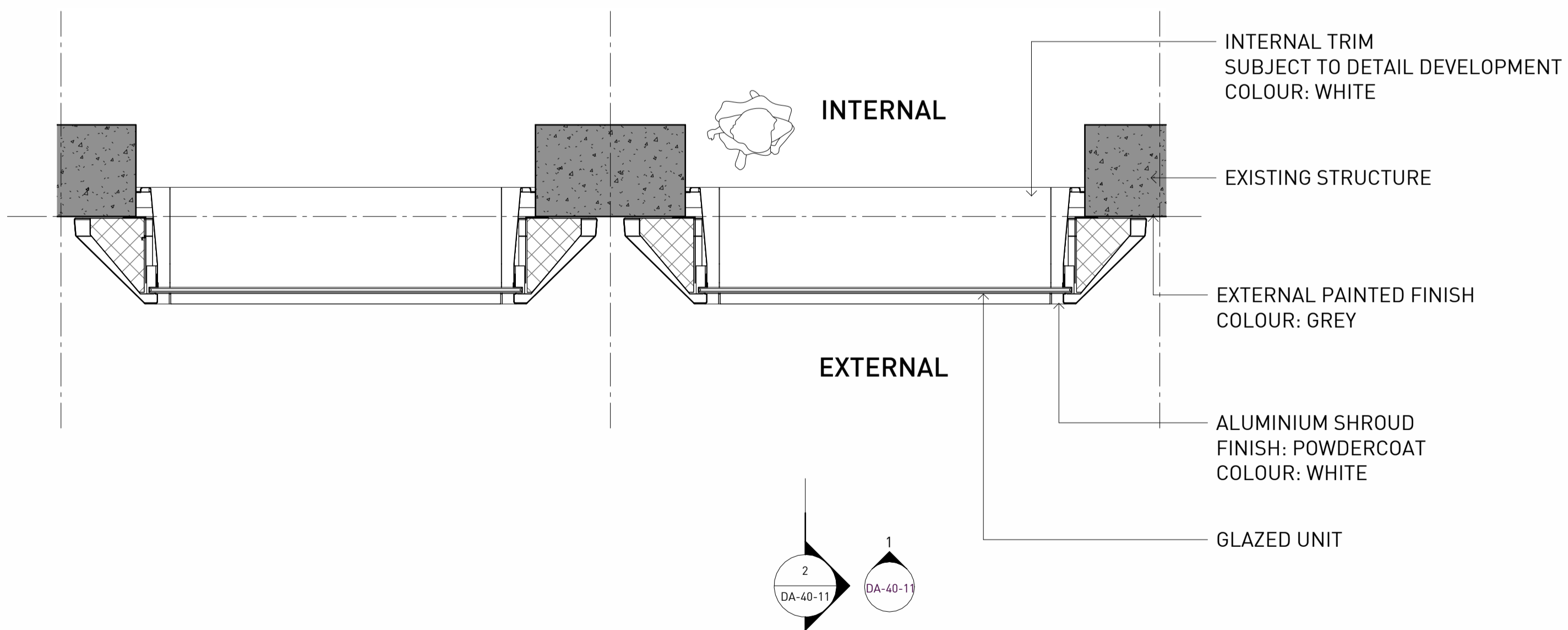
ALUMINIUM SHROUD
FINISH: POWDERCOAT
COLOUR: WHITE

INTERNAL
INTERNAL TRIM
SUBJECT TO DETAIL DEVELOPMENT
COLOUR: WHITE

EXTERNAL
GLAZED UNIT

EXISTING STRUCTURE

2 FT-01 - TYPICAL SECTION
1:25



INTERNAL TRIM
SUBJECT TO DETAIL DEVELOPMENT
COLOUR: WHITE

EXISTING STRUCTURE

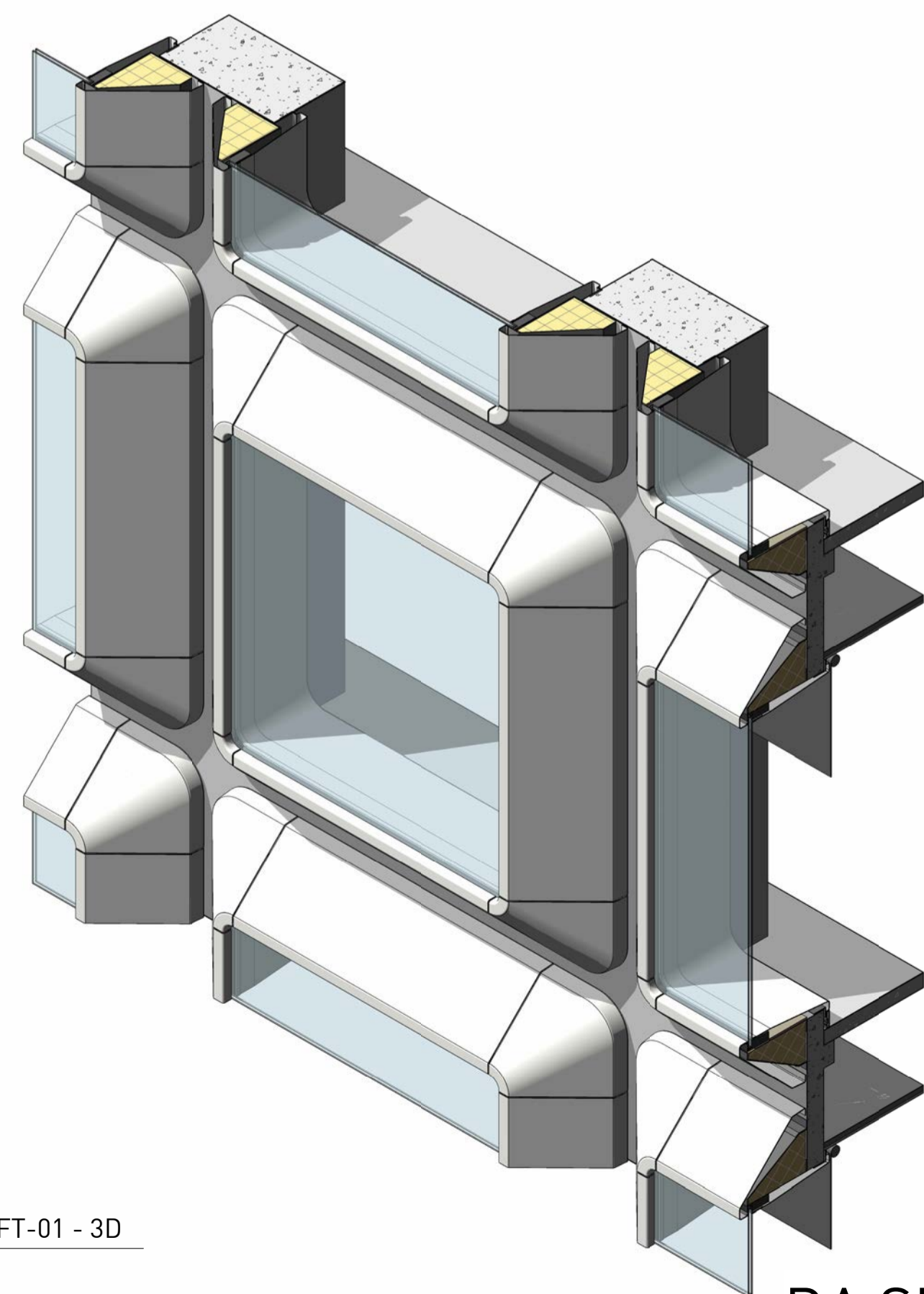
EXTERNAL PAINTED FINISH
COLOUR: GREY

ALUMINIUM SHROUD
FINISH: POWDERCOAT
COLOUR: WHITE

INTERNAL
INTERNAL TRIM
SUBJECT TO DETAIL DEVELOPMENT
COLOUR: WHITE

EXTERNAL
GLAZED UNIT

3 FT-01 - TYPICAL PLAN
1:25



4 FT-01 - 3D
1:25

Notes

ALL EXISTING CONDITIONS TO BE CHECKED ON SITE. ALL DIMENSIONS AND SETOUTS TO BE VERIFIED PRIOR TO COMMENCEMENT ON SITE. ALL OMISSIONS OR DISCREPANCIES TO BE NOTIFIED TO THE ARCHITECT.

THE COPYRIGHT OF THIS DRAWING TOGETHER WITH ANY OTHER DOCUMENTS PREPARED BY Sissons REMAINS THE PROPERTY OF Sissons. Sissons GRANTS LICENCE FOR THE USE OF THIS DOCUMENT FOR THE PURPOSE FOR WHICH IT IS INTENDED. THE LICENCE IS NOT TRANSFERABLE WITHOUT THE PERMISSION OF Sissons.

Nominated Architect: Nick Sissons NSW ARB 7210

- 1. DESIGN RESOLUTION**
 1.1 The drawings show the general architectural intent for the purposes of this Development Application.
 1.2 The internal layouts shown are indicative and subject to further detailed design development.
 1.3 Dimensions given are general and subject to detailed design resolution.
 1.4 Landscaping shown is indicative only and subject to further detailed design.
 1.5 The location of plant, equipment and services as shown on drawings is indicative only and subject to further detailed design development. Minor elements eg flues, vent pipes, aeriels etc have been omitted for clarity.
- 2. GRAPHIC REPRESENTATION**
 2.1 Generic colours have been used on to indicate the design intent and are not accurate representations of the actual colours of the selected materials.
 2.2 Colours on plans are used for diagrammatic purposes and do not reflect the colours of the selected materials.
- 3. EXISTING STRUCTURES AND SERVICES**
 3.1 The extent and location of the existing services and structures shown on drawings is based on the survey information provided to date. Final locations are to be determined on site.
 3.2 Existing levels shown on the drawings are based upon the existing survey information provided or extrapolated from existing spot levels provided.
 3.3 All levels are relative to the Australian Height Datum (AHD).

LEGEND

EXISTING STRUCTURE

Rev	Date	Revision Description
A	19.10.22	DRAFT DA
1	20.04.23	DA SUBMISSION

Client
 The Trust Company (Australia) Limited as trustee for 201 Miller Sub Trust c/o LaSalle Investment Management

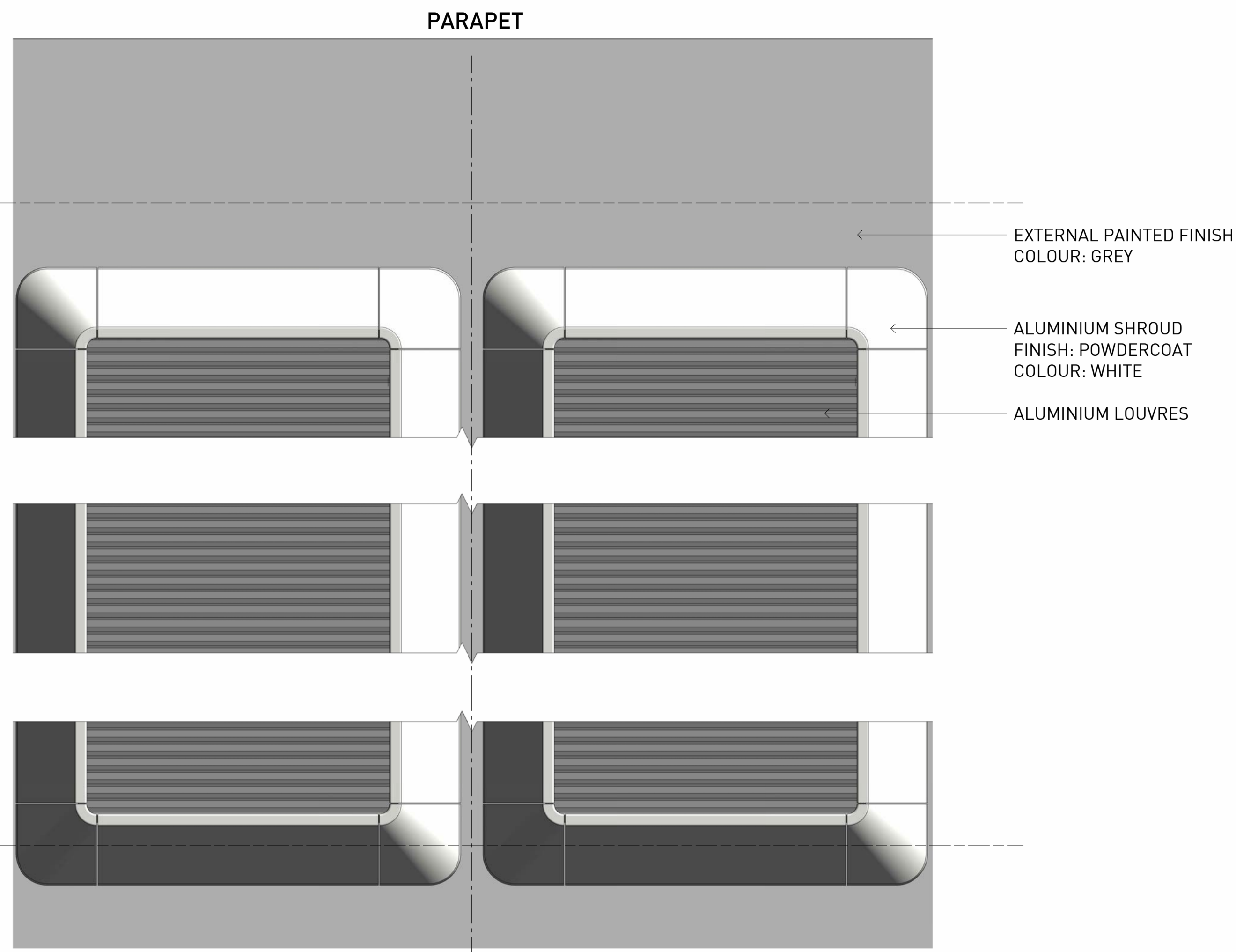
Scale
 1:25 @A1
 (Half Scale @A3)

Project
 201 Miller Street

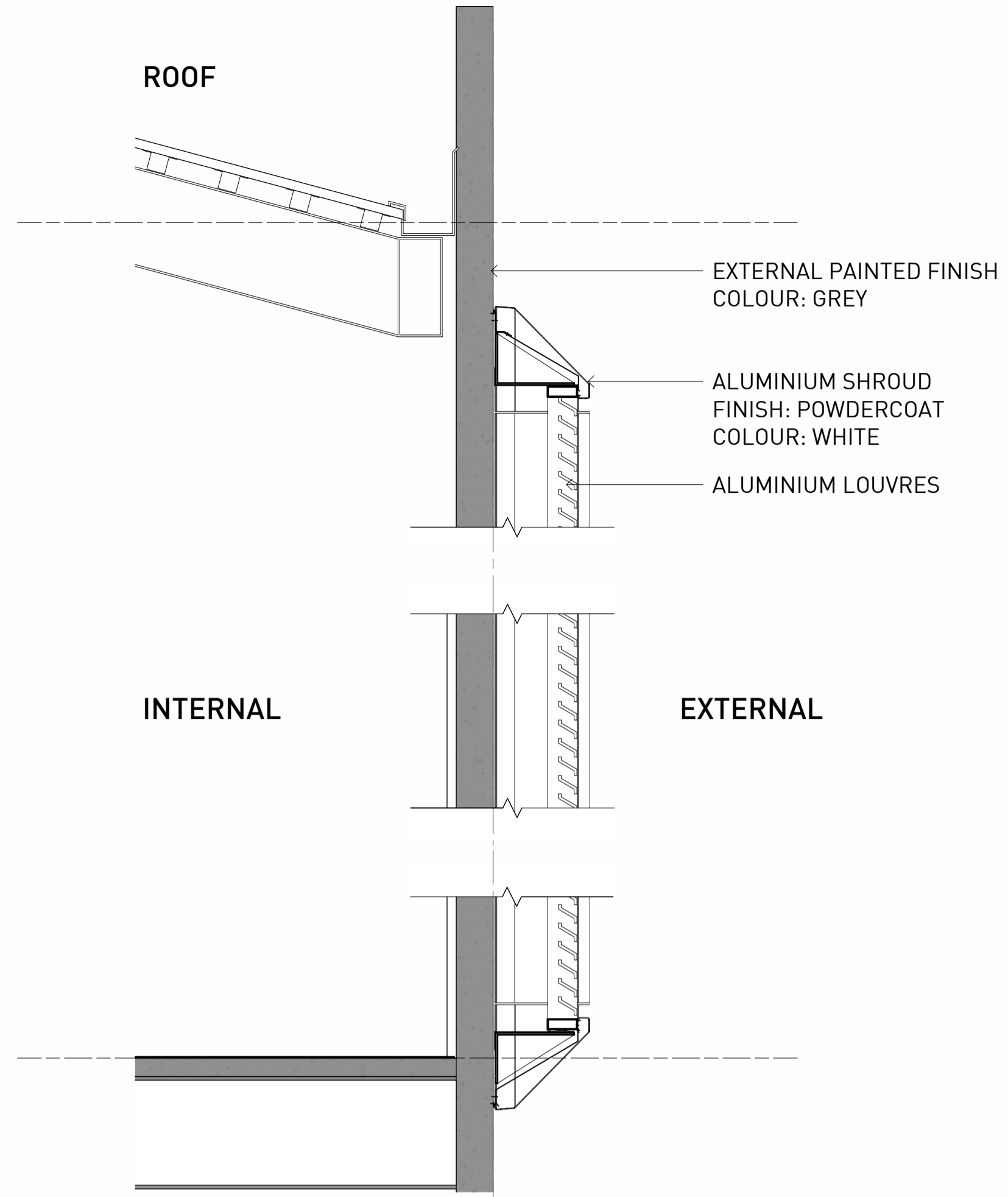
Architect
sissons.
 a: Level 5, 53 Berry Street, North Sydney, NSW 2060.
 p: 02 8904 1853

Drawing Title
 FACADE TYPE 01 - DETAIL

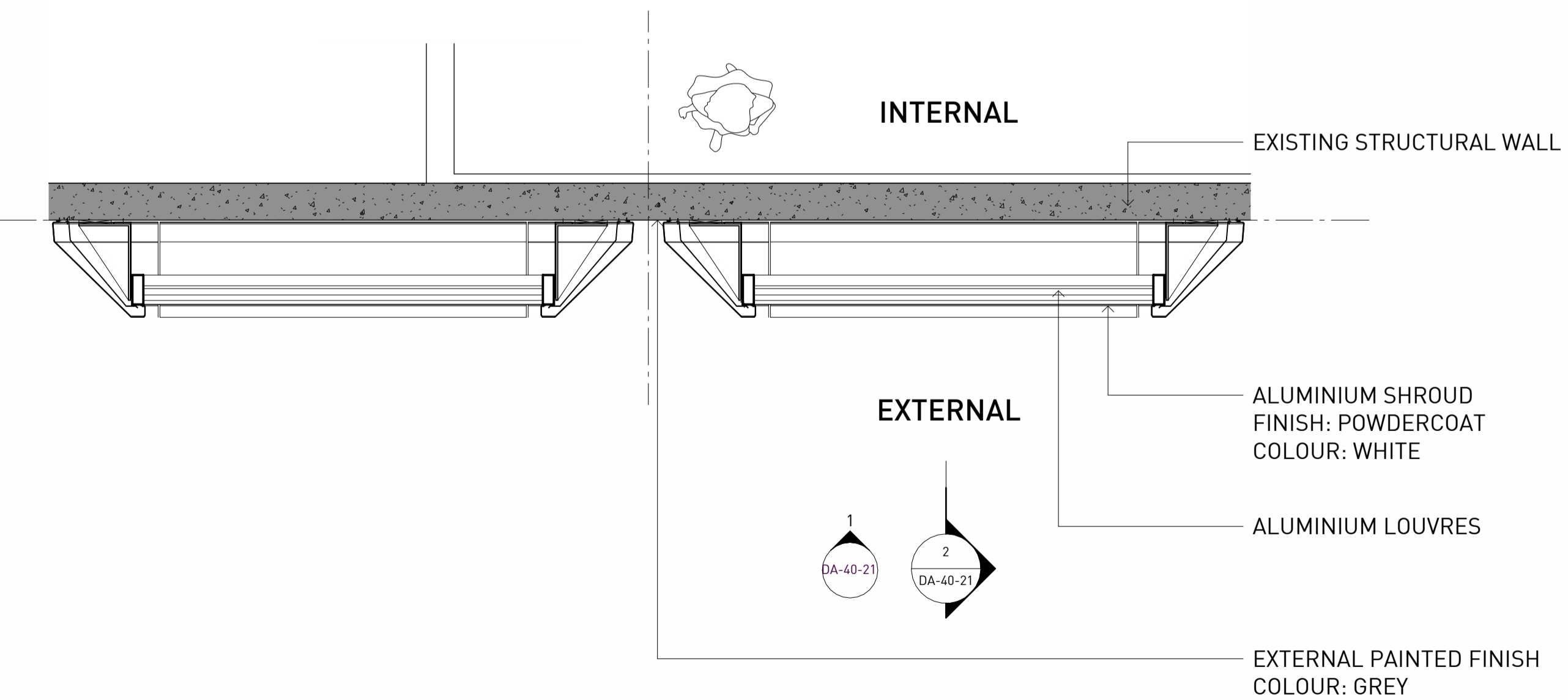
Project No.	Drawing No.	Stage	Rev
22-005	DA-40-11	PLANNING	1



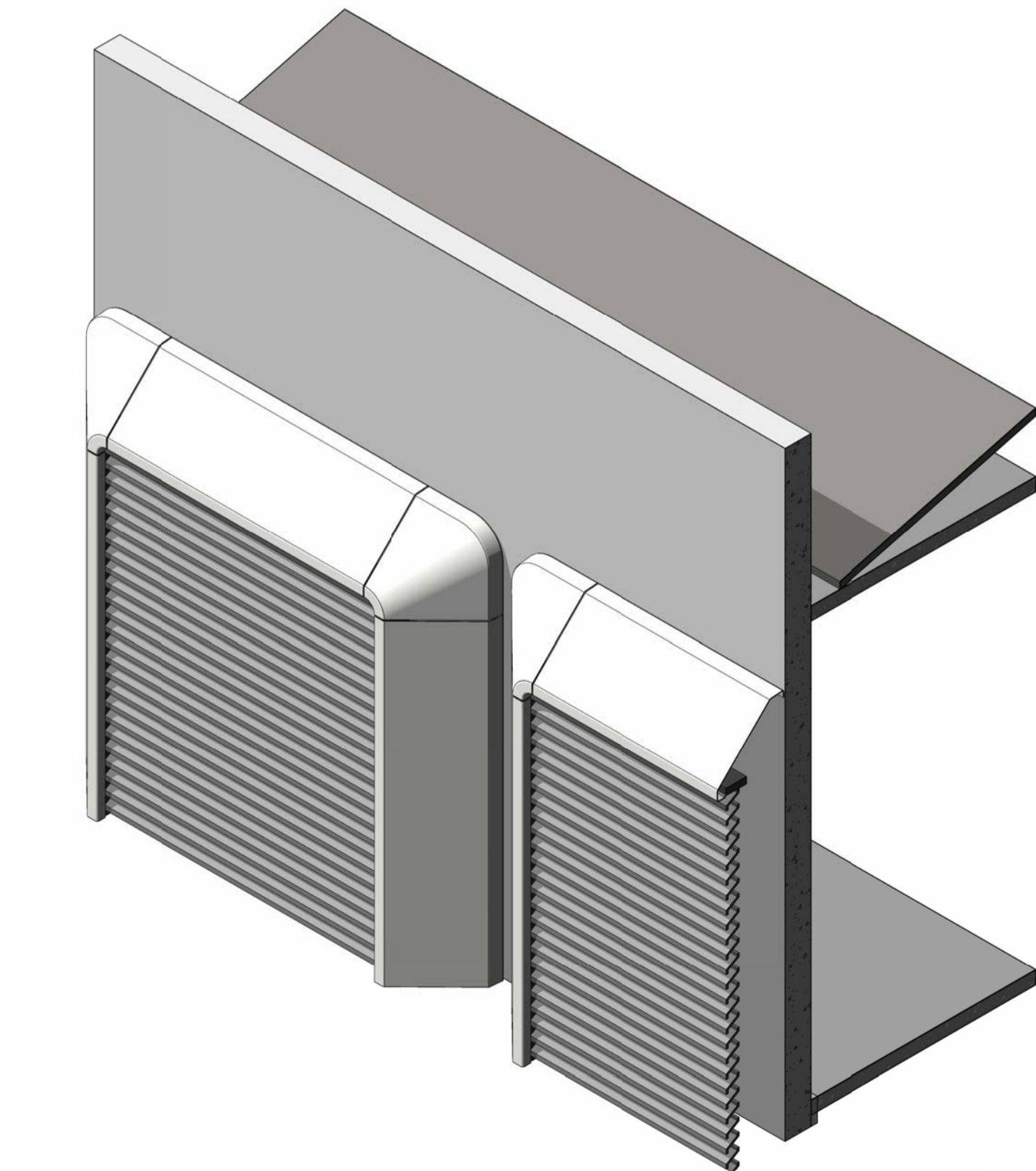
1 FT-02 - TYPICAL EXTERNAL ELEVATION
1 : 25



2 FT-02 - TYPICAL SECTION
1 : 25



3 FT-02 - TYPICAL PLAN
1 : 25



4 FT-02 - 3D

DA SUBMISSION

Notes

ALL EXISTING CONDITIONS TO BE CHECKED ON SITE. ALL DIMENSIONS AND SETOUTS TO BE VERIFIED PRIOR TO COMMENCEMENT ON SITE. ALL OMISSIONS OR DISCREPANCIES TO BE NOTIFIED TO THE ARCHITECT.

THE COPYRIGHT OF THIS DRAWING TOGETHER WITH ANY OTHER DOCUMENTS PREPARED BY SISSONS REMAINS THE PROPERTY OF SISSONS. SISSONS GRANTS LICENCE FOR THE USE OF THIS DOCUMENT FOR THE PURPOSE FOR WHICH IT IS INTENDED. THE LICENCE IS NOT TRANSFERABLE WITHOUT THE PERMISSION OF SISSONS.

Nominated Architect: Nick Sissons NSW ARB 7210

- 1. DESIGN RESOLUTION**
- 1.1 The drawings show the general architectural intent for the purposes of this Development Application.
 - 1.2 The internal layouts shown are indicative and subject to further detailed design development.
 - 1.3 Dimensions given are general and subject to detailed design resolution.
 - 1.4 Landscaping shown is indicative only and subject to further detailed design.
 - 1.5 The location of plant, equipment and services as shown on drawings is indicative only and subject to further detailed design development. Minor elements eg flues, vent pipes, aeriials etc have been omitted for clarity.
- 2. GRAPHIC REPRESENTATION**
- 2.1 Generic colours have been used on to indicate the design intent and are not accurate representations of the actual colours of the selected materials.
 - 2.2 Colours on plans are used for diagrammatic purposes and do not reflect the colours of the selected materials.
- 3. EXISTING STRUCTURES AND SERVICES**
- 3.1 The extent and location of the existing services and structures shown on drawings is based on the survey information provided to date. Final locations are to be determined on site.
 - 3.2 Existing levels shown on the drawings are based upon the existing survey information provided or extrapolated from existing spot levels provided.
 - 3.3 All levels are relative to the Australian Height Datum (AHD).

LEGEND

	EXISTING STRUCTURE
--	--------------------

Rev	Date	Revision Description
A	19.10.22	DRAFT DA
1	20.04.23	DA SUBMISSION

Client

The Trust Company (Australia) Limited as trustee for 201 Miller Sub Trust
c/o LaSalle Investment Management

Scale

1 : 25 @A1
(Half Scale @ A3)

Project

201 Miller Street

Architect

sissons.
a: Level 5, 53 Berry Street, North Sydney, NSW 2060.
p: 02 8904 1853

Drawing Title

FACADE TYPE 02 - DETAIL

Project No.	Drawing No.	Stage	Rev
22-005	DA-40-21	PLANNING	1

Notes
 ALL EXISTING CONDITIONS TO BE CHECKED ON SITE. ALL DIMENSIONS AND SETOUTS TO BE VERIFIED PRIOR TO COMMENCEMENT ON SITE. ALL OMISSIONS OR DISCREPANCIES TO BE NOTIFIED TO THE ARCHITECT.
 THE COPYRIGHT OF THIS DRAWING TOGETHER WITH ANY OTHER DOCUMENTS PREPARED BY SISSONS REMAINS THE PROPERTY OF SISSONS. SISSONS GRANTS LICENCE FOR THE USE OF THIS DOCUMENT FOR THE PURPOSE FOR WHICH IT IS INTENDED. THE LICENCE IS NOT TRANSFERABLE WITHOUT THE PERMISSION OF SISSONS.

Nominated Architect: Nick Sissons NSW ARB 7210

- 1. DESIGN RESOLUTION**
 1.1 The drawings show the general architectural intent for the purposes of this Development Application.
 1.2 The internal layouts shown are indicative and subject to further detailed design development.
 1.3 Dimensions given are general and subject to detailed design resolution.
 1.4 Landscaping shown is indicative only and subject to further detailed design.
 1.5 The location of plant, equipment and services as shown on drawings is indicative only and subject to further detailed design development. Minor elements eg flues, vent pipes, aerials etc have been omitted for clarity.
- 2. GRAPHIC REPRESENTATION**
 2.1 Generic colours have been used on to indicate the design intent and are not accurate representations of the actual colours of the selected materials.
 2.2 Colours on plans are used for diagrammatic purposes and do not reflect the colours of the selected materials.
- 3. EXISTING STRUCTURES AND SERVICES**
 3.1 The extent and location of the existing services and structures shown on drawings is based on the survey information provided to date. Final locations are to be determined on site.
 3.2 Existing levels shown on the drawings are based upon the existing survey information provided or extrapolated from existing spot levels provided.
 3.3 All levels are relative to the Australian Height Datum (AHD).

LEGEND
 EXISTING STRUCTURE

Rev	Date	Revision Description
A	19.10.22	DRAFT DA
1	20.04.23	DA SUBMISSION

Client
 The Trust Company (Australia) Limited as trustee for 201 Miller Sub Trust
 c/o LaSalle Investment Management


Scale
 1 : 25 @A1
 (Half Scale @ A3)

Project
 201 Miller Street

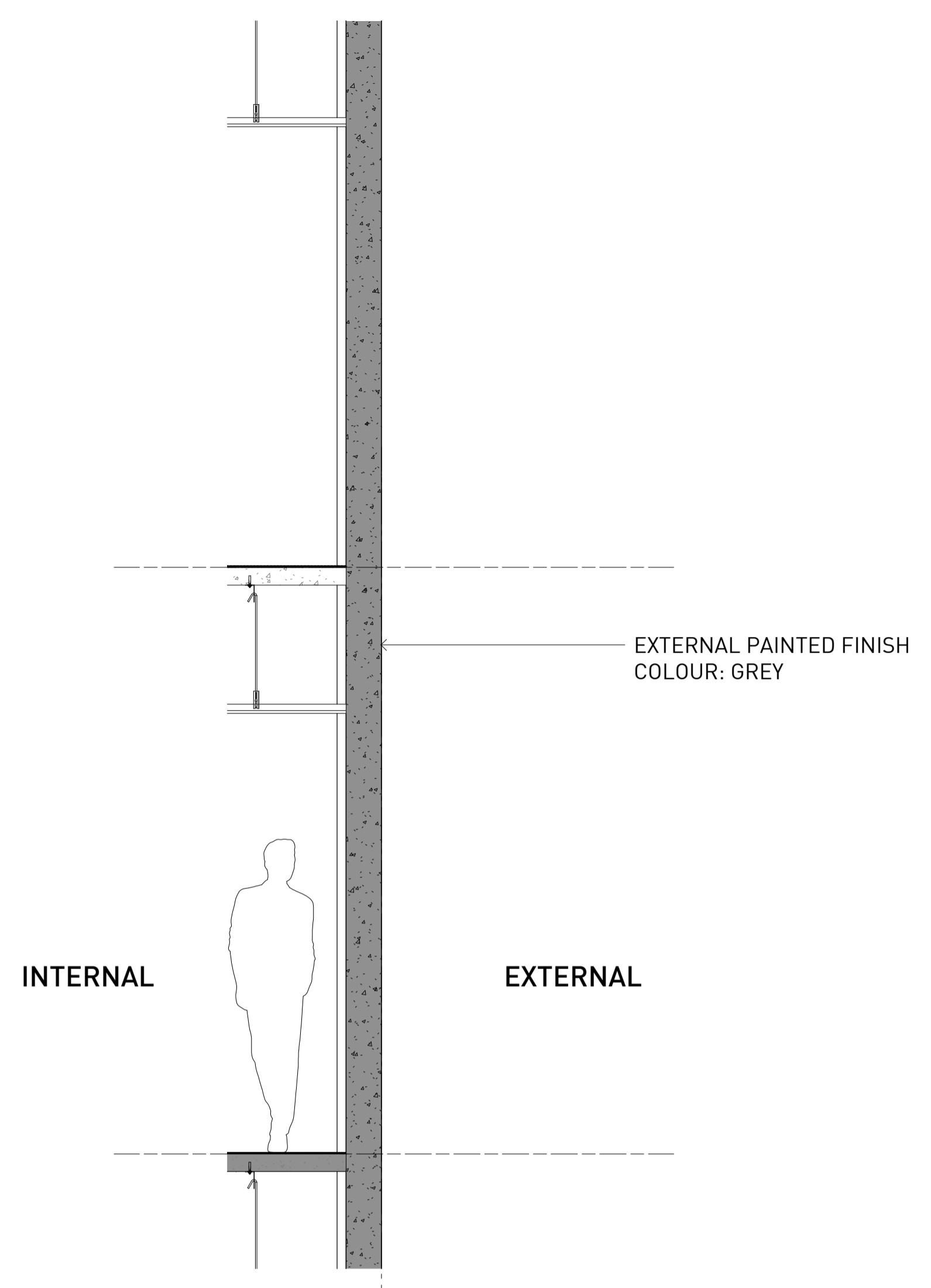
Architect
sissons.
 a: Level 5, 53 Berry Street, North Sydney, NSW 2060.
 p: 02 8904 1853

Drawing Title
 FACADE TYPE 03 - DETAIL

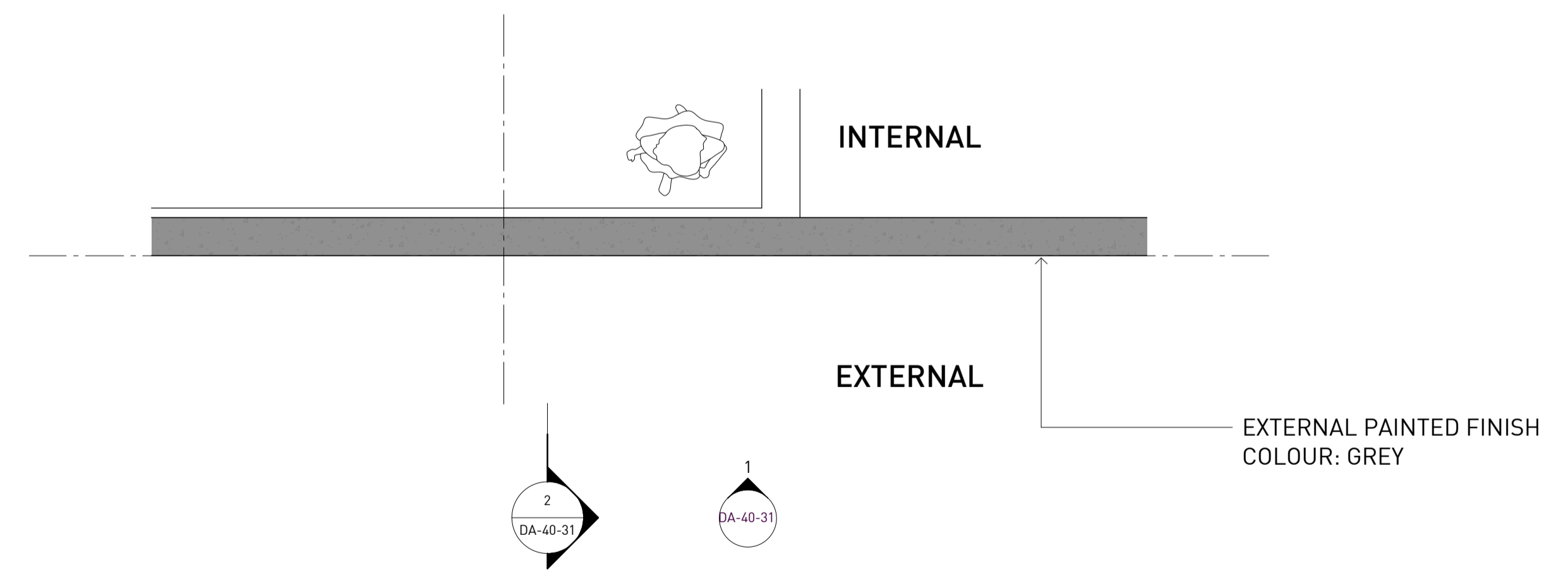
Project No.	Drawing No.	Stage	Rev
22-005	DA-40-31	PLANNING	1



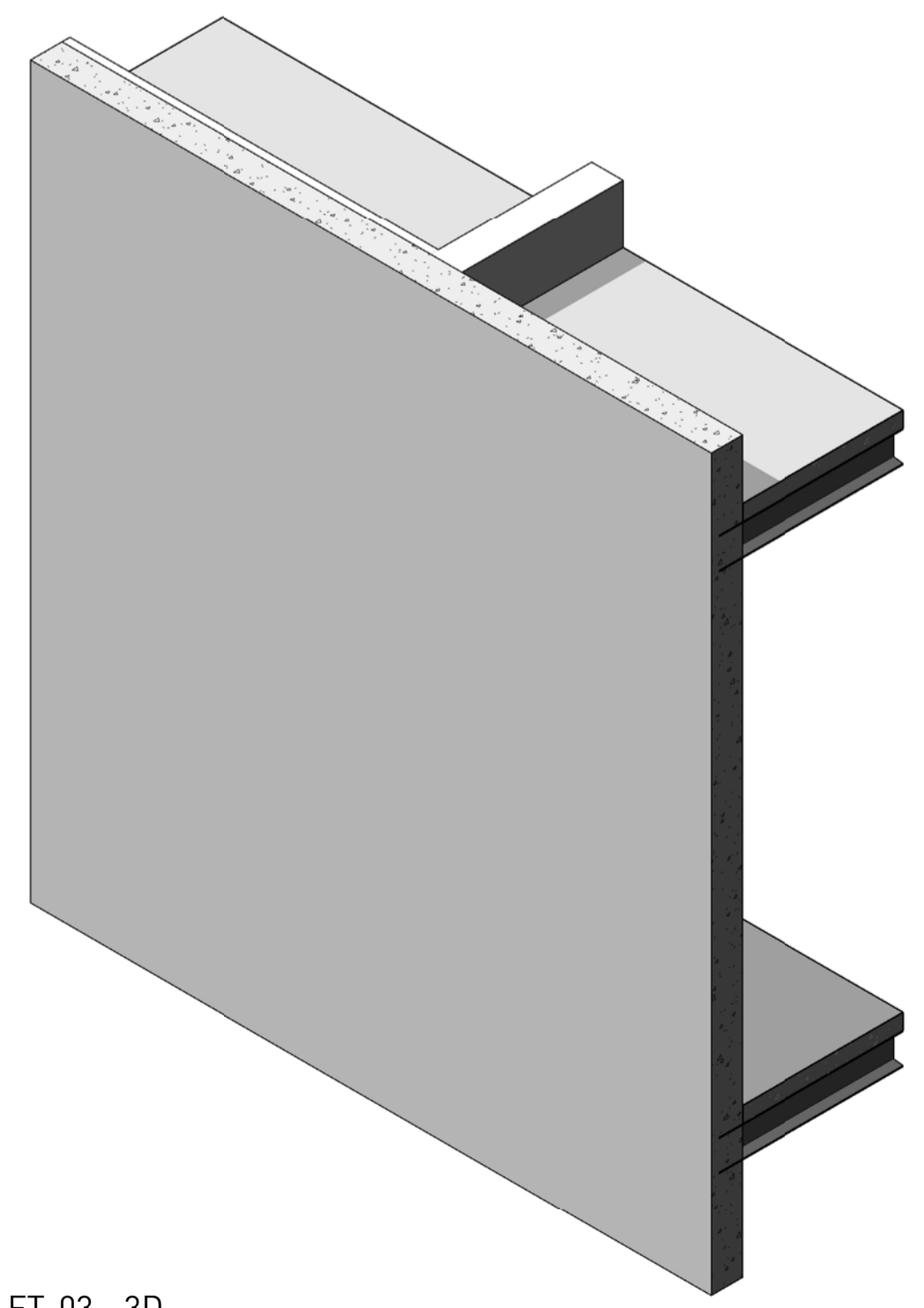
1 FT-03 - TYPICAL EXTERNAL ELEVATION
 1 : 25



2 FT-03 - TYPICAL SECTION
 1 : 25



3 FT-03 - TYPICAL PLAN
 1 : 25



4 FT-03 - 3D

DA SUBMISSION

Notes
 ALL EXISTING CONDITIONS TO BE CHECKED ON SITE. ALL DIMENSIONS AND SETOUTS TO BE VERIFIED PRIOR TO COMMENCEMENT ON SITE. ALL OMISSIONS OR DISCREPANCIES TO BE NOTIFIED TO THE ARCHITECT.
 THE COPYRIGHT OF THIS DRAWING TOGETHER WITH ANY OTHER DOCUMENTS PREPARED BY SISSONS REMAINS THE PROPERTY OF SISSONS. SISSONS GRANTS LICENCE FOR THE USE OF THIS DOCUMENT FOR THE PURPOSE FOR WHICH IT IS INTENDED. THE LICENCE IS NOT TRANSFERABLE WITHOUT THE PERMISSION OF SISSONS.

Nominated Architect: Nick Sissons NSW ARB 7210

1. DESIGN RESOLUTION
 - 1.1 The drawings show the general architectural intent for the purposes of this Development Application.
 - 1.2 The internal layouts shown are indicative and subject to further detailed design development.
 - 1.3 Dimensions given are general and subject to detailed design resolution.
 - 1.4 Landscaping shown is indicative only and subject to further detailed design.
 - 1.5 The location of plant, equipment and services as shown on drawings is indicative only and subject to further detailed design development. Minor elements eg flues, vent pipes, aeriels etc have been omitted for clarity.
2. GRAPHIC REPRESENTATION
 - 2.1 Generic colours have been used on to indicate the design intent and are not accurate representations of the actual colours of the selected materials.
 - 2.2 Colours on plans are used for diagrammatic purposes and do not reflect the colours of the selected materials.
3. EXISTING STRUCTURES AND SERVICES
 - 3.1 The extent and location of the existing services and structures shown on drawings is based on the survey information provided to date. Final locations are to be determined on site.
 - 3.2 Existing levels shown on the drawings are based upon the existing survey information provided or extrapolated from existing spot levels provided.
 - 3.3 All levels are relative to the Australian Height Datum (AHD).

Rev	Date	Revision Description
A	19.10.22	DRAFT DA
1	20.04.23	DA SUBMISSION

Client
 The Trust Company (Australia) Limited as trustee for 201 Miller Sub Trust
 c/o LaSalle Investment Management

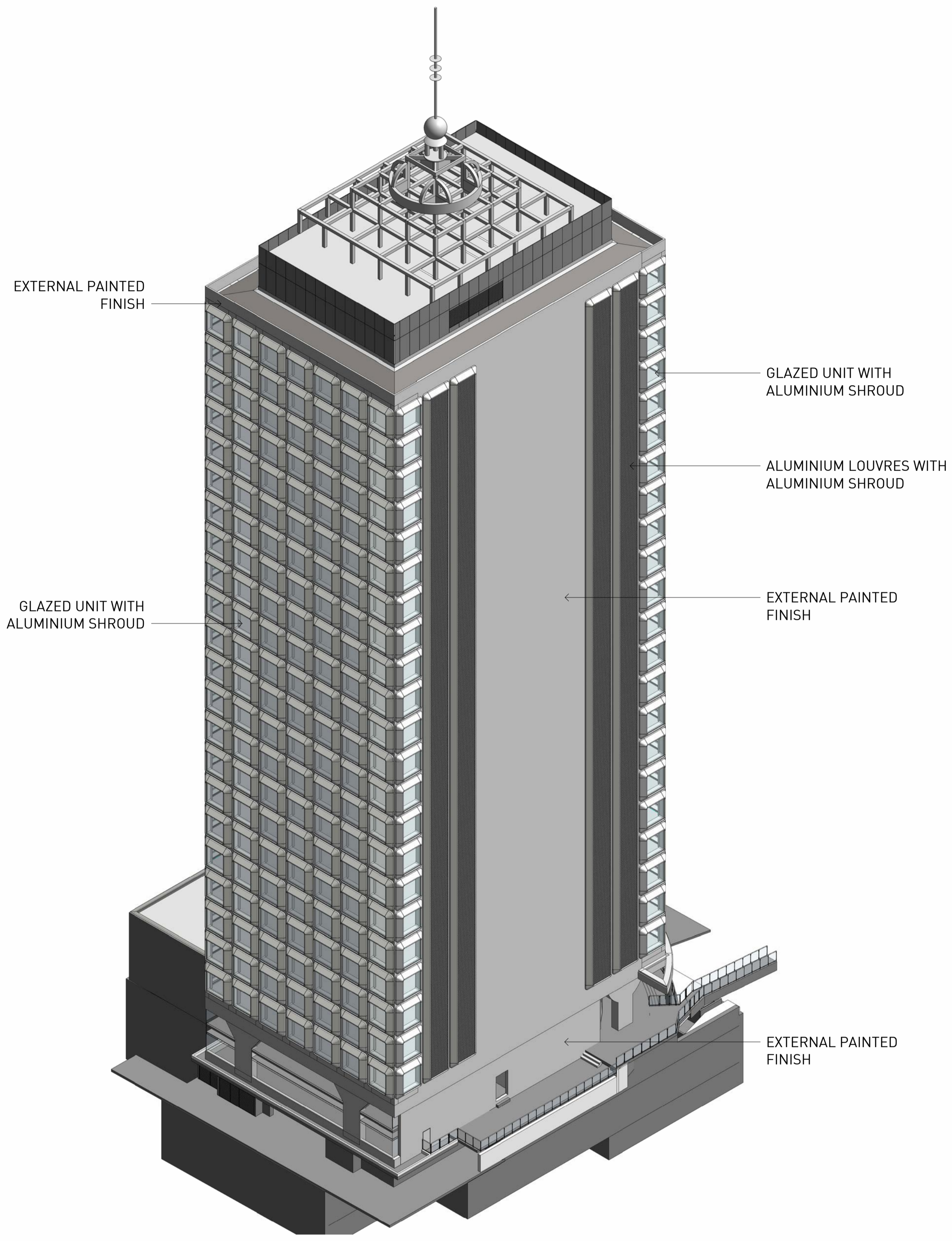
Scale
 @A1
 (Half Scale @ A3)

Project
 201 Miller Street

Architect
sissons.
 a: Level 5, 53 Berry Street, North Sydney, NSW 2060.
 p: 02 8904 1853

Drawing Title
 MATERIAL BOARD

Project No.	Drawing No.	Stage	Rev
22-005	DA-45-01	PLANNING	1




1 NORTH-EAST VIEW



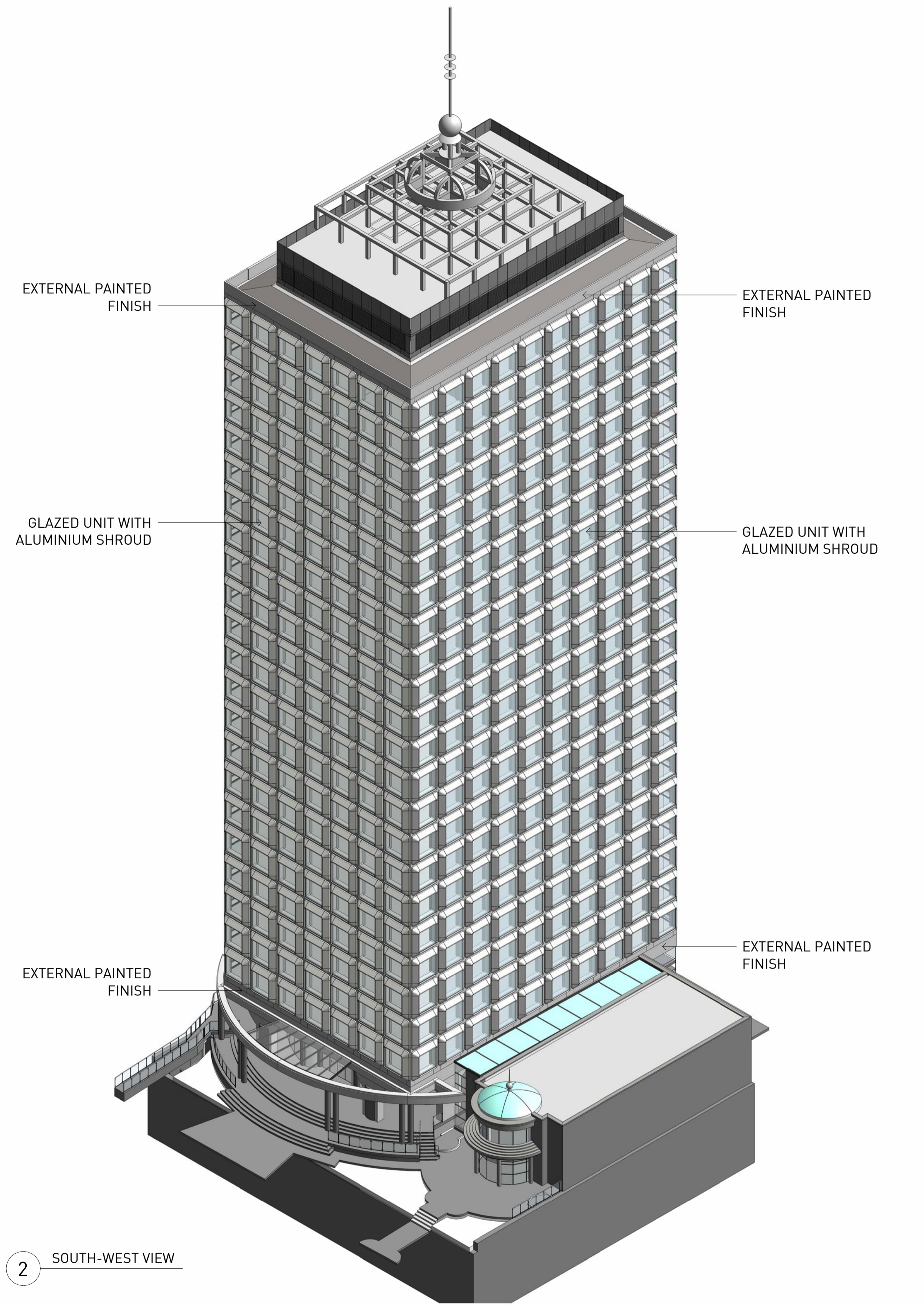
GLAZED UNIT
 REFER TO FACADE ENGINEER'S REPORT FOR SPEC




ALUMINIUM LOUVRES



ALUMINIUM FINISH & COLOUR
 POWDERCOAT
 WHITE



2 SOUTH-WEST VIEW



EXTERNAL PAINTED FINISH & COLOUR
 GREY

DA SUBMISSION



1 SPRING EQUINOX 0900 - EXISTING
1 : 2000



2 SPRING EQUINOX 1200 - EXISTING
1 : 2000



3 SPRING EQUINOX 1500 - EXISTING
1 : 2000

Notes

ALL EXISTING CONDITIONS TO BE CHECKED ON SITE. ALL DIMENSIONS AND SETOUTS TO BE VERIFIED PRIOR TO COMMENCEMENT ON SITE. ALL OMISSIONS OR DISCREPANCIES TO BE NOTIFIED TO THE ARCHITECT.

THE COPYRIGHT OF THIS DRAWING TOGETHER WITH ANY OTHER DOCUMENTS PREPARED BY SISSONS REMAINS THE PROPERTY OF SISSONS. SISSONS GRANTS LICENCE FOR THE USE OF THIS DOCUMENT FOR THE PURPOSE FOR WHICH IT IS INTENDED. THE LICENCE IS NOT TRANSFERABLE WITHOUT THE PERMISSION OF SISSONS.

Nominated Architect: Nick Sissons NSW ARB 7210

1. DESIGN RESOLUTION
 - 1.1 The drawings show the general architectural intent for the purposes of this Development Application.
 - 1.2 The internal layouts shown are indicative and subject to further detailed design development.
 - 1.3 Dimensions given are general and subject to detailed design resolution
 - 1.4 Landscaping shown is indicative only and subject to further detailed design.
 - 1.5 The location of plant, equipment and services as shown on drawings is indicative only and subject to further detailed design development. Minor elements eg flues, vent pipes, aerials etc have been omitted for clarity
2. GRAPHIC REPRESENTATION
 - 2.1 Generic colours have been used on to indicate the design intent and are not accurate representations of the actual colours of the selected materials.
 - 2.2 Colours on plans are used for diagrammatic purposes and do not reflect the colours of the selected materials
3. EXISTING STRUCTURES AND SERVICES
 - 3.1 The extent and location of the existing services and structures shown on drawings is based on the survey information provided to date. Final locations are to be determined on site.
 - 3.2 Existing levels shown on the drawings are based upon the existing survey information provided or extrapolated from existing spot levels provided.
 - 3.3 All levels are relative to the Australian Height Datum (AHD)

LEGEND

- PUBLIC SQUARES
- AREA OF SIGNIFICANCE
- PUBLIC RECREATION (RE1)
- BUILDING FOOTPRINT
- SHADOW CAST
- EXISTING SHADOW EXTENT
- PROPOSED SHADOW EXTENT

Rev Date Revision Description

Rev	Date	Revision Description
A	19.10.22	DRAFT DA
1	20.04.23	DA SUBMISSION

Client
The Trust Company (Australia) Limited as trustee for 201 Miller Sub Trust
c/o LaSalle Investment Management

Scale
1 : 2000 (A1)
(Half Scale @ A3)

North

Project
201 Miller Street

Architect
sissons.
a: Level 5, 53 Berry Street, North Sydney, NSW 2060.
p: 02 8904 1853

Drawing Title
EXISTING SHADOW DIAGRAMS - SPRING EQUINOX

Project No.	Drawing No.	Stage	Rev
22-005	DA-50-11	PLANNING	1








DA SUBMISSION

Notes
 ALL EXISTING CONDITIONS TO BE CHECKED ON SITE. ALL DIMENSIONS AND SETOUTS TO BE VERIFIED PRIOR TO COMMENCEMENT ON SITE. ALL OMISSIONS OR DISCREPANCIES TO BE NOTIFIED TO THE ARCHITECT.
 THE COPYRIGHT OF THIS DRAWING TOGETHER WITH ANY OTHER DOCUMENTS PREPARED BY SISSONS REMAINS THE PROPERTY OF SISSONS. SISSONS GRANTS LICENCE FOR THE USE OF THIS DOCUMENT FOR THE PURPOSE FOR WHICH IT IS INTENDED. THE LICENCE IS NOT TRANSFERABLE WITHOUT THE PERMISSION OF SISSONS.

Nominated Architect: Nick Sissons NSW ARB 7210

- 1. DESIGN RESOLUTION**
 1.1 The drawings show the general architectural intent for the purposes of this Development Application.
 1.2 The internal layouts shown are indicative and subject to further detailed design development.
 1.3 Dimensions given are general and subject to detailed design resolution
 1.4 Landscaping shown is indicative only and subject to further detailed design.
 1.5 The location of plant, equipment and services as shown on drawings is indicative only and subject to further detailed design development. Minor elements eg flues, vent pipes, aeriails etc have been omitted for clarity
- 2. GRAPHIC REPRESENTATION**
 2.1 Generic colours have been used on to indicate the design intent and are not accurate representations of the actual colours of the selected materials.
 2.2 Colours on plans are used for diagrammatic purposes and do not reflect the colours of the selected materials
- 3. EXISTING STRUCTURES AND SERVICES**
 3.1 The extent and location of the existing services and structures shown on drawings is based on the survey information provided to date. Final locations are to be determined on site.
 3.2 Existing levels shown on the drawings are based upon the existing survey information provided or extrapolated from existing spot levels provided.
 3.3 All levels are relative to the Australian Height Datum (AHD)

LEGEND

-  PUBLIC SQUARES
-  AREA OF SIGNIFICANCE
-  PUBLIC RECREATION (RE1)
-  BUILDING FOOTPRINT
-  SHADOW CAST
-  EXISTING SHADOW EXTENT
-  PROPOSED SHADOW EXTENT

Rev	Date	Revision Description
1	20.04.23	DA SUBMISSION

Client
 The Trust Company (Australia) Limited as trustee for 201 Miller Sub Trust
 c/o LaSalle Investment Management

Scale
 1 : 2000 (A1)
 (Half Scale @ A3)

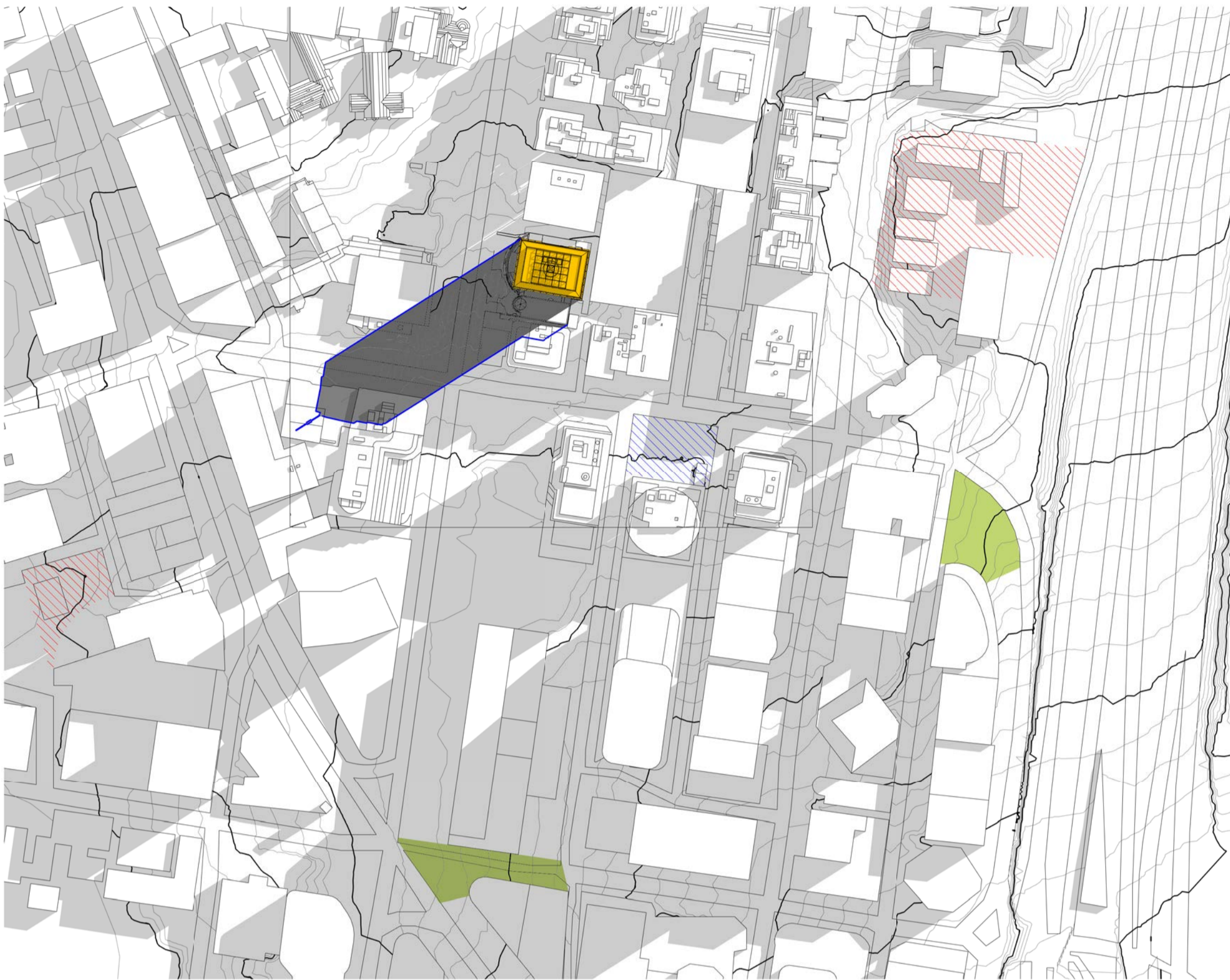
North


Project
 201 Miller Street

Architect
sissons.
 a: Level 5, 53 Berry Street, North Sydney, NSW 2060.
 p: 02 8904 1853

Drawing Title
 PROPOSED SHADOW DIAGRAMS - SPRING EQUINOX

Project No.	Drawing No.	Stage	Rev
22-005	DA-50-12	PLANNING	1



1 SPRING EQUINOX 0900 - PROPOSED
 1 : 2000



2 SPRING EQUINOX 1200 - PROPOSED
 1 : 2000



3 SPRING EQUINOX 1500 - PROPOSED
 1 : 2000

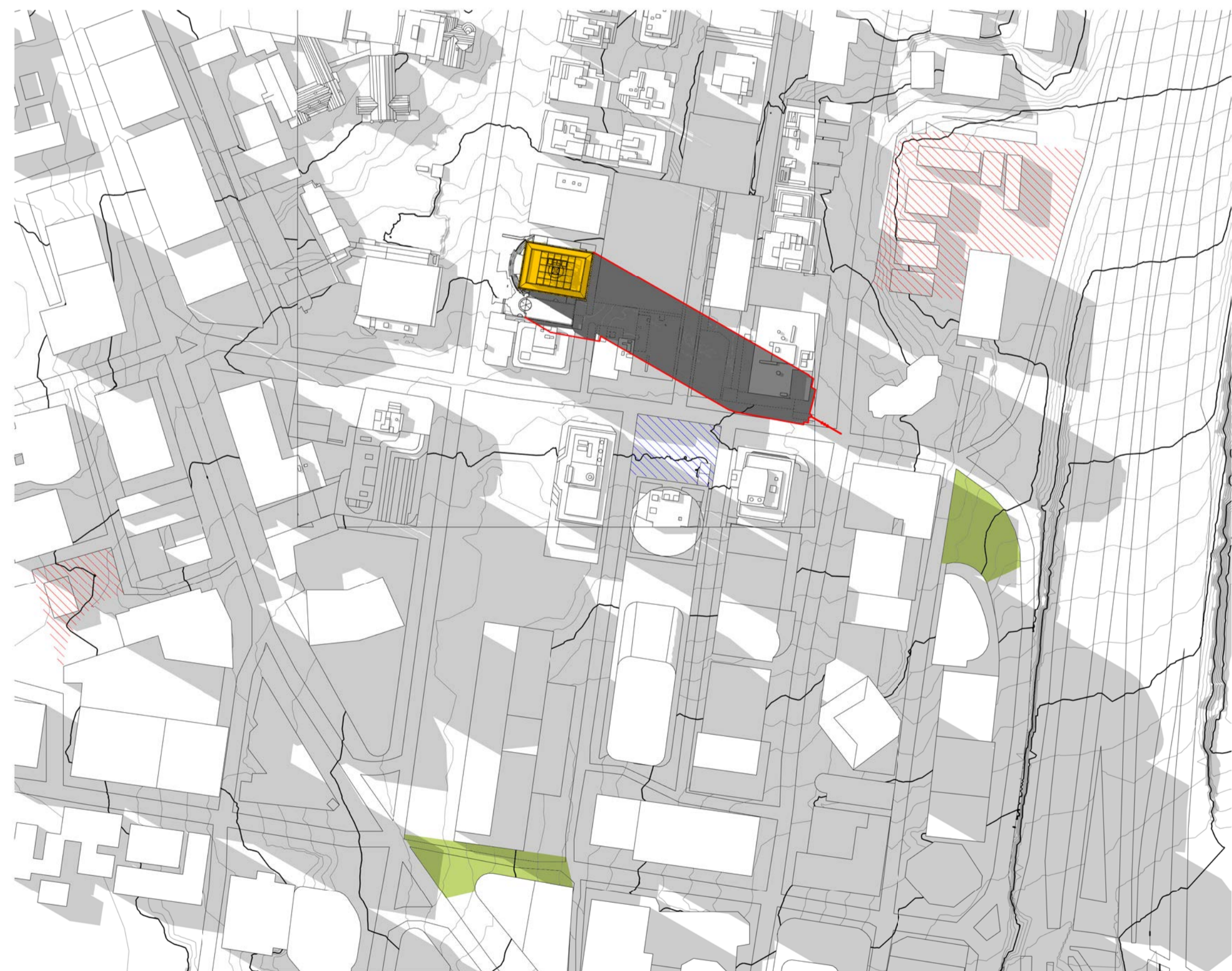
DA SUBMISSION



1 AUTUMN EQUINOX 0900 - EXISTING
1 : 2000



2 AUTUMN EQUINOX 1200 - EXISTING
1 : 2000



3 AUTUMN EQUINOX 1500 - EXISTING
1 : 2000

Notes








ALL EXISTING CONDITIONS TO BE CHECKED ON SITE. ALL DIMENSIONS AND SETOUTS TO BE VERIFIED PRIOR TO COMMENCEMENT ON SITE. ALL OMISSIONS OR DISCREPANCIES TO BE NOTIFIED TO THE ARCHITECT.

THE COPYRIGHT OF THIS DRAWING TOGETHER WITH ANY OTHER DOCUMENTS PREPARED BY SISSONS REMAINS THE PROPERTY OF SISSONS. SISSONS GRANTS LICENCE FOR THE USE OF THIS DOCUMENT FOR THE PURPOSE FOR WHICH IT IS INTENDED. THE LICENCE IS NOT TRANSFERABLE WITHOUT THE PERMISSION OF SISSONS.

Nominated Architect: Nick Sissons NSW ARB 7210

- 1. DESIGN RESOLUTION**
- 1.1 The drawings show the general architectural intent for the purposes of this Development Application.
 - 1.2 The internal layouts shown are indicative and subject to further detailed design development.
 - 1.3 Dimensions given are general and subject to detailed design resolution
 - 1.4 Landscaping shown is indicative only and subject to further detailed design.
 - 1.5 The location of plant, equipment and services as shown on drawings is indicative only and subject to further detailed design development. Minor elements eg flues, vent pipes, aerials etc have been omitted for clarity
- 2. GRAPHIC REPRESENTATION**
- 2.1 Generic colours have been used on to indicate the design intent and are not accurate representations of the actual colours of the selected materials.
 - 2.2 Colours on plans are used for diagrammatic purposes and do not reflect the colours of the selected materials
- 3. EXISTING STRUCTURES AND SERVICES**
- 3.1 The extent and location of the existing services and structures shown on drawings is based on the survey information provided to date. Final locations are to be determined on site.
 - 3.2 Existing levels shown on the drawings are based upon the existing survey information provided or extrapolated from existing spot levels provided.
 - 3.3 All levels are relative to the Australian Height Datum (AHD)

LEGEND

-  PUBLIC SQUARES
-  AREA OF SIGNIFICANCE
-  PUBLIC RECREATION (RE1)
-  BUILDING FOOTPRINT
-  SHADOW CAST
-  EXISTING SHADOW EXTENT
-  PROPOSED SHADOW EXTENT

Rev	Date	Revision Description
A	19.10.22	DRAFT DA
1	20.04.23	DA SUBMISSION

Client
The Trust Company (Australia) Limited as trustee for 201 Miller Sub Trust
c/o LaSalle Investment Management

Scale
1 : 2000 (A1)
(Half Scale @ A3)

North


Project
201 Miller Street

Architect
sissons.
a: Level 5, 53 Berry Street, North Sydney, NSW 2060.
p: 02 8904 1853

Drawing Title
EXISTING SHADOW DIAGRAMS - AUTUMN EQUINOX

Project No.	Drawing No.	Stage	Rev
22-005	DA-50-21	PLANNING	1








DA SUBMISSION

Notes
 ALL EXISTING CONDITIONS TO BE CHECKED ON SITE. ALL DIMENSIONS AND SETOUTS TO BE VERIFIED PRIOR TO COMMENCEMENT ON SITE. ALL OMISSIONS OR DISCREPANCIES TO BE NOTIFIED TO THE ARCHITECT.
 THE COPYRIGHT OF THIS DRAWING TOGETHER WITH ANY OTHER DOCUMENTS PREPARED BY SISSONS REMAINS THE PROPERTY OF SISSONS. SISSONS GRANTS LICENCE FOR THE USE OF THIS DOCUMENT FOR THE PURPOSE FOR WHICH IT IS INTENDED. THE LICENCE IS NOT TRANSFERABLE WITHOUT THE PERMISSION OF SISSONS.

Nominated Architect: Nick Sissons NSW ARB 7210

- 1. DESIGN RESOLUTION**
 1.1 The drawings show the general architectural intent for the purposes of this Development Application.
 1.2 The internal layouts shown are indicative and subject to further detailed design development.
 1.3 Dimensions given are general and subject to detailed design resolution
 1.4 Landscaping shown is indicative only and subject to further detailed design.
 1.5 The location of plant, equipment and services as shown on drawings is indicative only and subject to further detailed design development. Minor elements eg flues, vent pipes, aerials etc have been omitted for clarity
- 2. GRAPHIC REPRESENTATION**
 2.1 Generic colours have been used on to indicate the design intent and are not accurate representations of the actual colours of the selected materials.
 2.2 Colours on plans are used for diagrammatic purposes and do not reflect the colours of the selected materials
- 3. EXISTING STRUCTURES AND SERVICES**
 3.1 The extent and location of the existing services and structures shown on drawings is based on the survey information provided to date. Final locations are to be determined on site.
 3.2 Existing levels shown on the drawings are based upon the existing survey information provided or extrapolated from existing spot levels provided.
 3.3 All levels are relative to the Australian Height Datum (AHD)

LEGEND

-  PUBLIC SQUARES
-  AREA OF SIGNIFICANCE
-  PUBLIC RECREATION (RE1)
-  BUILDING FOOTPRINT
-  SHADOW CAST
-  EXISTING SHADOW EXTENT
-  PROPOSED SHADOW EXTENT

Rev	Date	Revision Description
1	20.04.23	DA SUBMISSION

Client
 The Trust Company (Australia) Limited as trustee for 201 Miller Sub Trust
 c/o LaSalle Investment Management

Scale
 1 : 2000 (A1)
 (Half Scale @ A3)

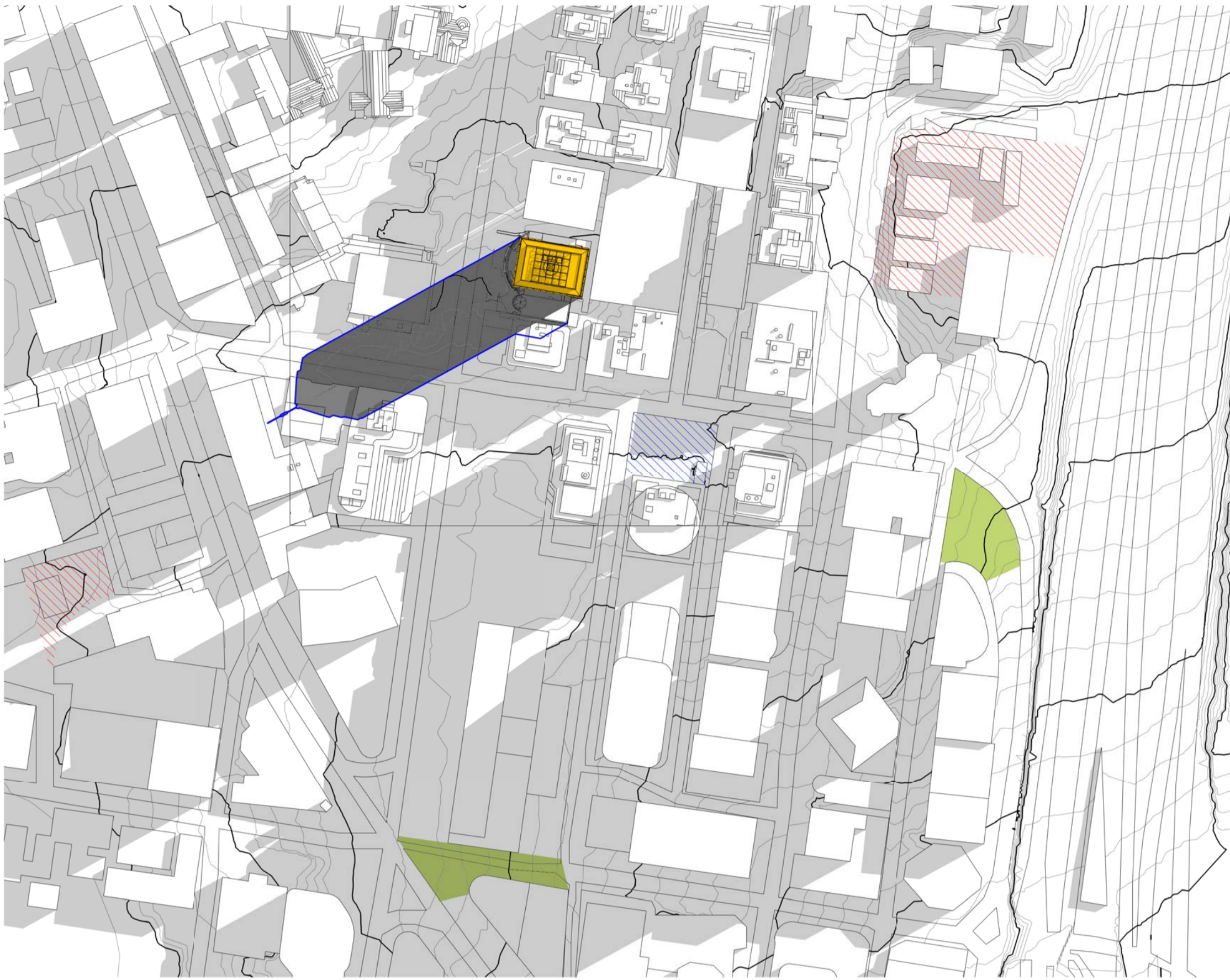
North


Project
 201 Miller Street

Architect
sissons.
 a: Level 5, 53 Berry Street, North Sydney, NSW 2060.
 p: 02 8904 1853

Drawing Title
 PROPOSED SHADOW DIAGRAMS - AUTUMN EQUINOX

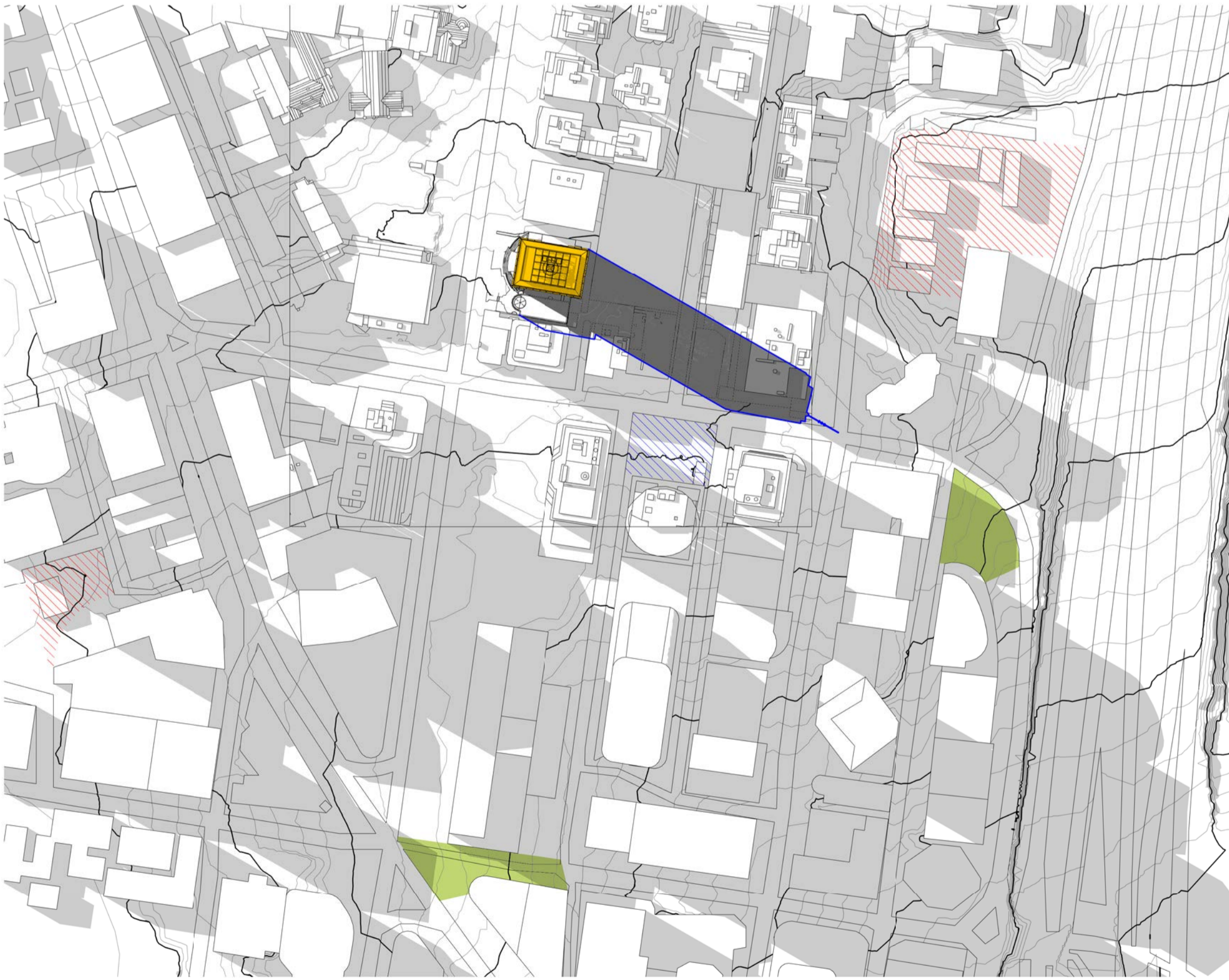
Project No.	Drawing No.	Stage	Rev
22-005	DA-50-22	PLANNING	1



1 AUTUMN EQUINOX 0900 - PROPOSED
 1 : 2000



2 AUTUMN EQUINOX 1200 - PROPOSED
 1 : 2000



3 AUTUMN EQUINOX 1500 - PROPOSED
 1 : 2000








DA SUBMISSION

Notes
 ALL EXISTING CONDITIONS TO BE CHECKED ON SITE. ALL DIMENSIONS AND SETOUTS TO BE VERIFIED PRIOR TO COMMENCEMENT ON SITE. ALL OMISSIONS OR DISCREPANCIES TO BE NOTIFIED TO THE ARCHITECT.
 THE COPYRIGHT OF THIS DRAWING TOGETHER WITH ANY OTHER DOCUMENTS PREPARED BY SISSONS REMAINS THE PROPERTY OF SISSONS. SISSONS GRANTS LICENCE FOR THE USE OF THIS DOCUMENT FOR THE PURPOSE FOR WHICH IT IS INTENDED. THE LICENCE IS NOT TRANSFERABLE WITHOUT THE PERMISSION OF SISSONS.

Nominated Architect: Nick Sissons NSW ARB 7210

- 1. DESIGN RESOLUTION**
 1.1 The drawings show the general architectural intent for the purposes of this Development Application.
 1.2 The internal layouts shown are indicative and subject to further detailed design development.
 1.3 Dimensions given are general and subject to detailed design resolution.
 1.4 Landscaping shown is indicative only and subject to further detailed design.
 1.5 The location of plant, equipment and services as shown on drawings is indicative only and subject to further detailed design development. Minor elements eg flues, vent pipes, aerials etc have been omitted for clarity.
- 2. GRAPHIC REPRESENTATION**
 2.1 Generic colours have been used on to indicate the design intent and are not accurate representations of the actual colours of the selected materials.
 2.2 Colours on plans are used for diagrammatic purposes and do not reflect the colours of the selected materials.
- 3. EXISTING STRUCTURES AND SERVICES**
 3.1 The extent and location of the existing services and structures shown on drawings is based on the survey information provided to date. Final locations are to be determined on site.
 3.2 Existing levels shown on the drawings are based upon the existing survey information provided or extrapolated from existing spot levels provided.
 3.3 All levels are relative to the Australian Height Datum (AHD).

LEGEND

-  PUBLIC SQUARES
-  AREA OF SIGNIFICANCE
-  PUBLIC RECREATION (RE1)
-  BUILDING FOOTPRINT
-  SHADOW CAST
-  EXISTING SHADOW EXTENT
-  PROPOSED SHADOW EXTENT

Rev	Date	Revision Description
A	19.10.22	DRAFT DA
1	20.04.23	DA SUBMISSION

Client
 The Trust Company (Australia) Limited as trustee for 201 Miller Sub Trust
 c/o LaSalle Investment Management

Scale
 1 : 2000 (A1)
 (Half Scale @ A3)

North


Project
 201 Miller Street

Architect
sissons.
 a: Level 5, 53 Berry Street, North Sydney, NSW 2060.
 p: 02 8904 1853

Drawing Title
 EXISTING SHADOW DIAGRAMS - WINTER SOLSTICE

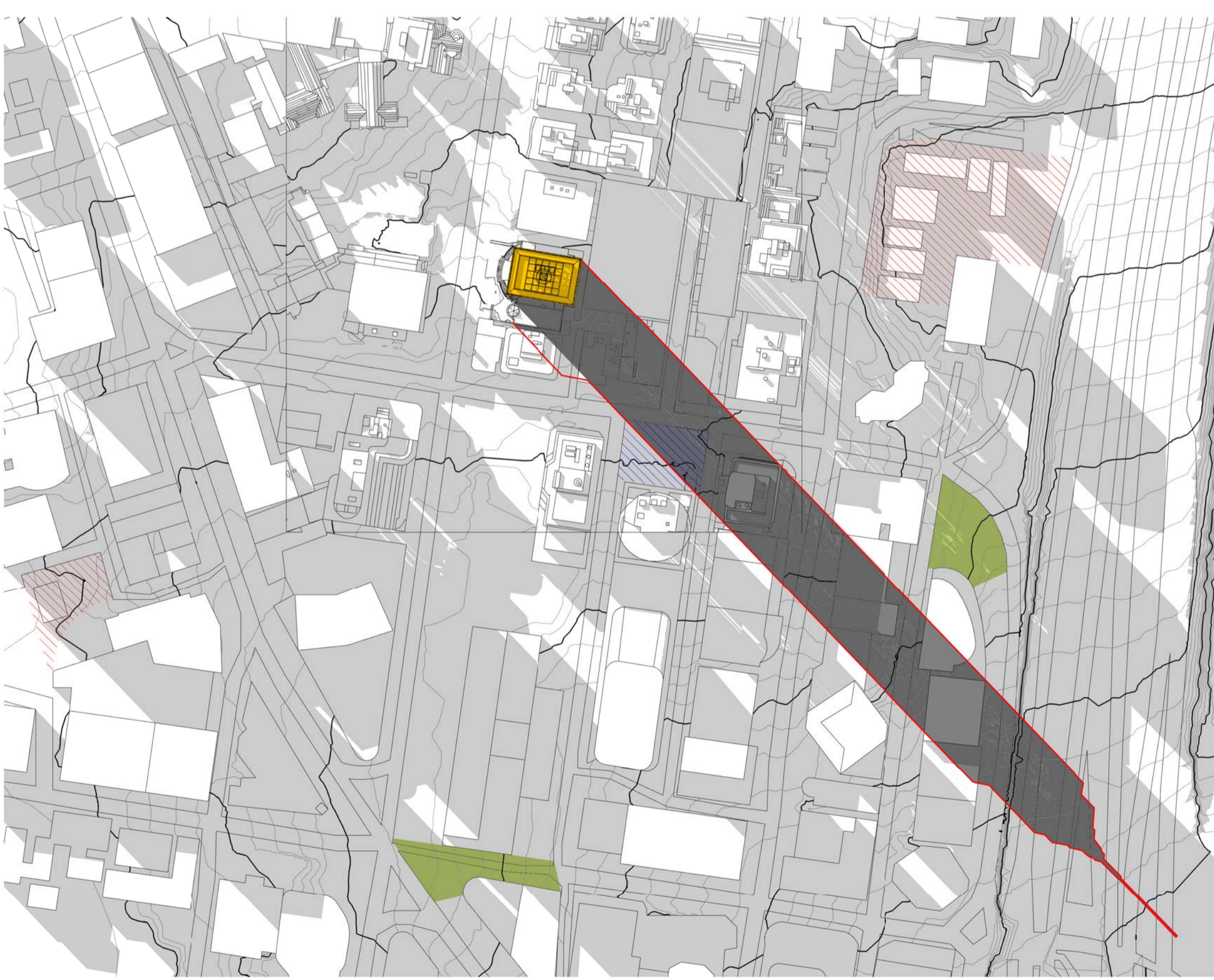
Project No.	Drawing No.	Stage	Rev
22-005	DA-50-31	PLANNING	1



1 WINTER SOLSTICE 0900 - EXISTING
 1 : 2000



2 WINTER SOLSTICE 1200 - EXISTING
 1 : 2000



3 WINTER SOLSTICE 1500 - EXISTING
 1 : 2000








DA SUBMISSION

Notes
 ALL EXISTING CONDITIONS TO BE CHECKED ON SITE. ALL DIMENSIONS AND SETOUTS TO BE VERIFIED PRIOR TO COMMENCEMENT ON SITE. ALL OMISSIONS OR DISCREPANCIES TO BE NOTIFIED TO THE ARCHITECT.
 THE COPYRIGHT OF THIS DRAWING TOGETHER WITH ANY OTHER DOCUMENTS PREPARED BY SISSONS REMAINS THE PROPERTY OF SISSONS. SISSONS GRANTS LICENCE FOR THE USE OF THIS DOCUMENT FOR THE PURPOSE FOR WHICH IT IS INTENDED. THE LICENCE IS NOT TRANSFERABLE WITHOUT THE PERMISSION OF SISSONS.

Nominated Architect: Nick Sissons NSW ARB 7210

- 1. DESIGN RESOLUTION**
 1.1 The drawings show the general architectural intent for the purposes of this Development Application.
 1.2 The internal layouts shown are indicative and subject to further detailed design development.
 1.3 Dimensions given are general and subject to detailed design resolution.
 1.4 Landscaping shown is indicative only and subject to further detailed design.
 1.5 The location of plant, equipment and services as shown on drawings is indicative only and subject to further detailed design development. Minor elements eg flues, vent pipes, aeriols etc have been omitted for clarity.
- 2. GRAPHIC REPRESENTATION**
 2.1 Generic colours have been used on to indicate the design intent and are not accurate representations of the actual colours of the selected materials.
 2.2 Colours on plans are used for diagrammatic purposes and do not reflect the colours of the selected materials.
- 3. EXISTING STRUCTURES AND SERVICES**
 3.1 The extent and location of the existing services and structures shown on drawings is based on the survey information provided to date. Final locations are to be determined on site.
 3.2 Existing levels shown on the drawings are based upon the existing survey information provided or extrapolated from existing spot levels provided.
 3.3 All levels are relative to the Australian Height Datum (AHD).

LEGEND

-  PUBLIC SQUARES
-  AREA OF SIGNIFICANCE
-  PUBLIC RECREATION (RE1)
-  BUILDING FOOTPRINT
-  SHADOW CAST
-  EXISTING SHADOW EXTENT
-  PROPOSED SHADOW EXTENT

Rev	Date	Revision Description
1	20.04.23	DA SUBMISSION

Client
 The Trust Company (Australia) Limited as trustee for 201 Miller Sub Trust
 c/o LaSalle Investment Management

Scale
 1 : 2000 (A1)
 (Half Scale @ A3)

North


Project
 201 Miller Street

Architect
sissons.
 a: Level 5, 53 Berry Street, North Sydney, NSW 2060.
 p: 02 8904 1853

Drawing Title
 PROPOSED SHADOW DIAGRAMS - WINTER SOLSTICE

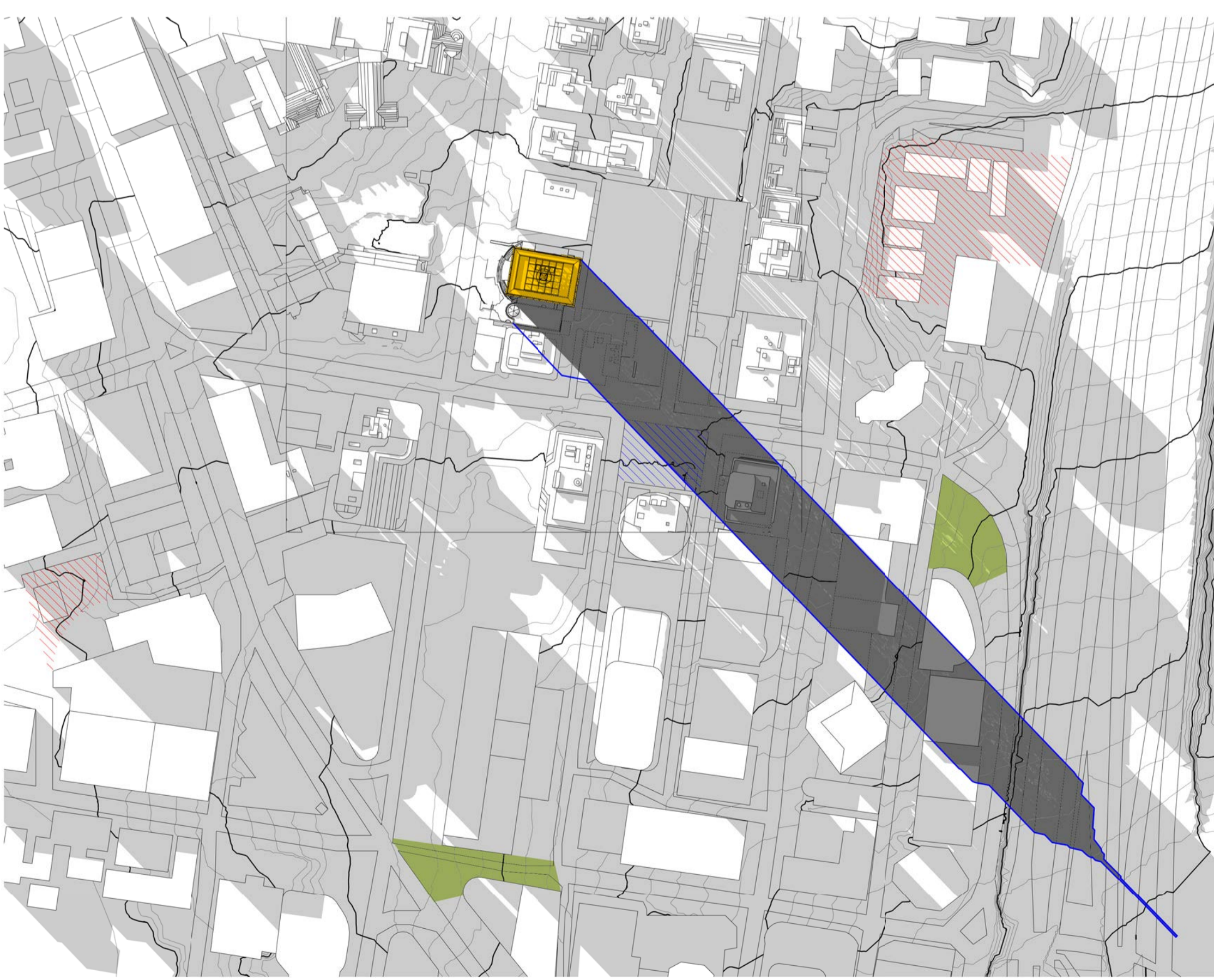
Project No.	Drawing No.	Stage	Rev
22-005	DA-50-32	PLANNING	1



1 WINTER SOLSTICE 0900 - PROPOSED
 1 : 2000



2 WINTER SOLSTICE 1200 - PROPOSED
 1 : 2000



3 WINTER SOLSTICE 1500 - PROPOSED
 1 : 2000

DA SUBMISSION



Notes

ALL EXISTING CONDITIONS TO BE CHECKED ON SITE. ALL DIMENSIONS AND SETOUTS TO BE VERIFIED PRIOR TO COMMENCEMENT ON SITE. ALL OMISSIONS OR DISCREPANCIES TO BE NOTIFIED TO THE ARCHITECT.

THE COPYRIGHT OF THIS DRAWING TOGETHER WITH ANY OTHER DOCUMENTS PREPARED BY SISSONS REMAINS THE PROPERTY OF SISSONS. SISSONS GRANTS LICENCE FOR THE USE OF THIS DOCUMENT FOR THE PURPOSE FOR WHICH IT IS INTENDED. THE LICENCE IS NOT TRANSFERABLE WITHOUT THE PERMISSION OF SISSONS.

Nominated Architect: Nick Sissons NSW ARB 7210

1. DESIGN RESOLUTION

- 1.1 The drawings show the general architectural intent for the purposes of this Development Application.
- 1.2 The internal layouts shown are indicative and subject to further detailed design development.
- 1.3 Dimensions given are general and subject to detailed design resolution
- 1.4 Landscaping shown is indicative only and subject to further detailed design.
- 1.5 The location of plant, equipment and services as shown on drawings is indicative only and subject to further detailed design development. Minor elements eg flues, vent pipes, aeriols etc have been omitted for clarity

2. GRAPHIC REPRESENTATION

- 2.1 Generic colours have been used on to indicate the design intent and are not accurate representations of the actual colours of the selected materials.
- 2.2 Colours on plans are used for diagrammatic purposes and do not reflect the colours of the selected materials

3. EXISTING STRUCTURES AND SERVICES

- 3.1 The extent and location of the existing services and structures shown on drawings is based on the survey information provided to date. Final locations are to be determined on site.
- 3.2 Existing levels shown on the drawings are based upon the existing survey information provided or extrapolated from existing spot levels provided.
- 3.3 All levels are relative to the Australian Height Datum (AHD)

Rev	Date	Revision Description
A	19.10.22	DRAFT DA
1	20.04.23	DA SUBMISSION

Client
 The Trust Company (Australia) Limited as trustee for 201 Miller Sub Trust
 c/o LaSalle Investment Management

Scale
 @A1
 (Half Scale @ A3)

Project
 201 Miller Street

Architect
sissons.
 a: Level 5, 53 Berry Street, North Sydney, NSW 2060.
 p: 02 8904 1853

Drawing Title
 RENDER 01 - MILLER ST (SOUTH EAST)

Project No.	Drawing No.	Stage	Rev
22-005	DA-75-01	PLANNING	1

DA SUBMISSION



Notes

ALL EXISTING CONDITIONS TO BE CHECKED ON SITE. ALL DIMENSIONS AND SETOUTS TO BE VERIFIED PRIOR TO COMMENCEMENT ON SITE. ALL OMISSIONS OR DISCREPANCIES TO BE NOTIFIED TO THE ARCHITECT.

THE COPYRIGHT OF THIS DRAWING TOGETHER WITH ANY OTHER DOCUMENTS PREPARED BY SISSONS REMAINS THE PROPERTY OF SISSONS. SISSONS GRANTS LICENCE FOR THE USE OF THIS DOCUMENT FOR THE PURPOSE FOR WHICH IT IS INTENDED. THE LICENCE IS NOT TRANSFERABLE WITHOUT THE PERMISSION OF SISSONS.

Nominated Architect: Nick Sissons NSW ARB 7210

1. DESIGN RESOLUTION

- 1.1 The drawings show the general architectural intent for the purposes of this Development Application.
- 1.2 The internal layouts shown are indicative and subject to further detailed design development.
- 1.3 Dimensions given are general and subject to detailed design resolution.
- 1.4 Landscaping shown is indicative only and subject to further detailed design.
- 1.5 The location of plant, equipment and services as shown on drawings is indicative only and subject to further detailed design development. Minor elements eg flues, vent pipes, aeriels etc have been omitted for clarity.

2. GRAPHIC REPRESENTATION

- 2.1 Generic colours have been used on to indicate the design intent and are not accurate representations of the actual colours of the selected materials.
- 2.2 Colours on plans are used for diagrammatic purposes and do not reflect the colours of the selected materials.

3. EXISTING STRUCTURES AND SERVICES

- 3.1 The extent and location of the existing services and structures shown on drawings is based on the survey information provided to date. Final locations are to be determined on site.
- 3.2 Existing levels shown on the drawings are based upon the existing survey information provided or extrapolated from existing spot levels provided.
- 3.3 All levels are relative to the Australian Height Datum (AHD).

Rev	Date	Revision Description
A	19.10.22	DRAFT DA
1	20.04.23	DA SUBMISSION

Client
 The Trust Company (Australia) Limited as trustee for 201 Miller Sub Trust
 c/o LaSalle Investment Management

Scale
 @A1
 (Half Scale @ A3)

Project
 201 Miller Street

Architect
sissons.
 a: Level 5, 53 Berry Street, North Sydney, NSW 2060.
 p: 02 8904 1853

Drawing Title
 RENDER 02 - MILLER ST (NORTH EAST)

Project No.	Drawing No.	Stage	Rev
22-005	DA-75-02	PLANNING	1

DA SUBMISSION

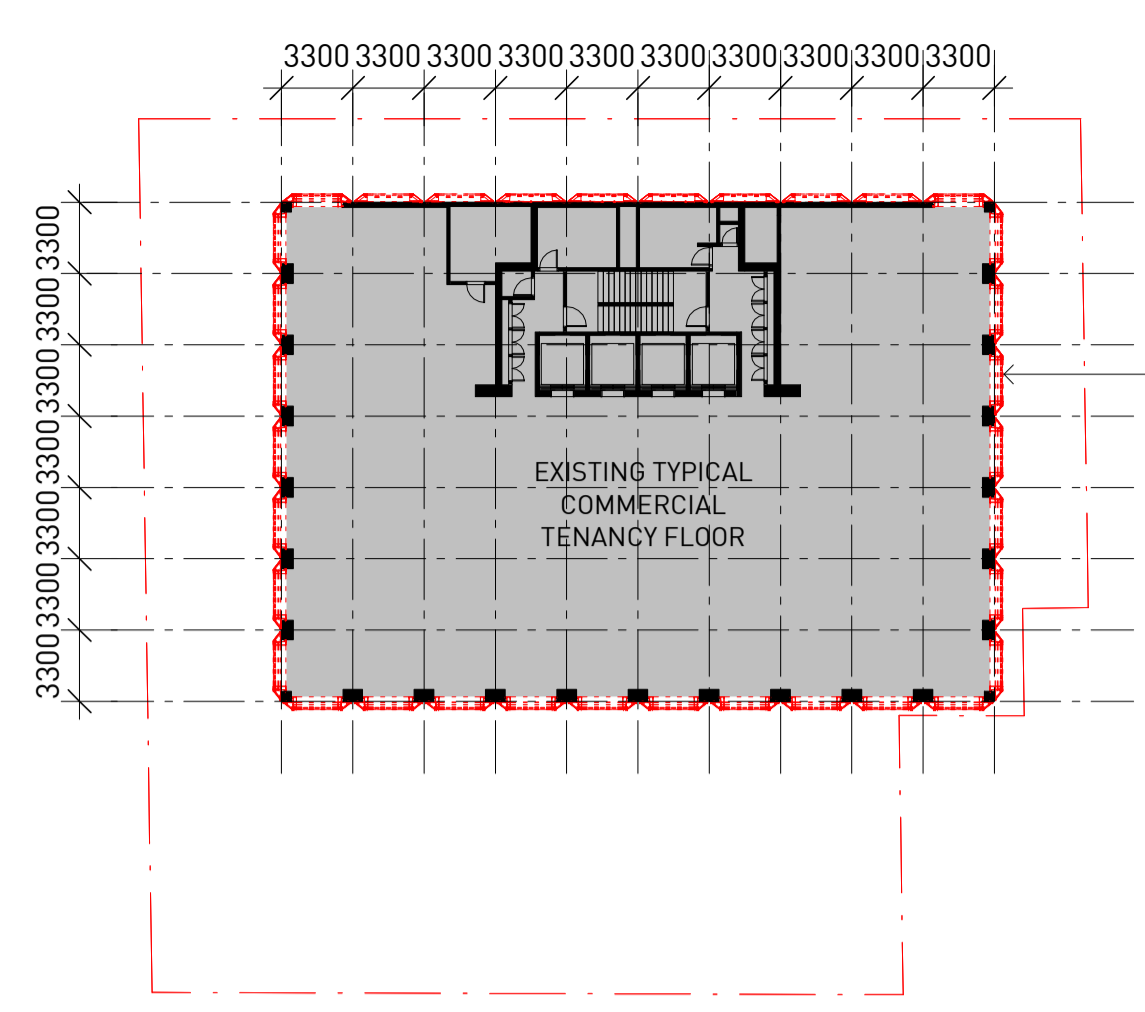
Notes
 ALL EXISTING CONDITIONS TO BE CHECKED ON SITE. ALL DIMENSIONS AND SETOUTS TO BE VERIFIED PRIOR TO COMMENCEMENT ON SITE. ALL OMISSIONS OR DISCREPANCIES TO BE NOTIFIED TO THE ARCHITECT.
 THE COPYRIGHT OF THIS DRAWING TOGETHER WITH ANY OTHER DOCUMENTS PREPARED BY SISSONS REMAINS THE PROPERTY OF SISSONS. SISSONS GRANTS LICENCE FOR THE USE OF THIS DOCUMENT FOR THE PURPOSE FOR WHICH IT IS INTENDED. THE LICENCE IS NOT TRANSFERABLE WITHOUT THE PERMISSION OF SISSONS.

Nominated Architect: Nick Sissons NSW ARB 7210

1. DESIGN RESOLUTION
 1.1 The drawings show the general architectural intent for the purposes of this Development Application.
 1.2 The internal layouts shown are indicative and subject to further detailed design development.
 1.3 Dimensions given are general and subject to detailed design resolution.
 1.4 Landscaping shown is indicative only and subject to further detailed design.
 1.5 The location of plant, equipment and services as shown on drawings is indicative only and subject to further detailed design development. Minor elements eg flues, vent pipes, arials etc have been omitted for clarity.

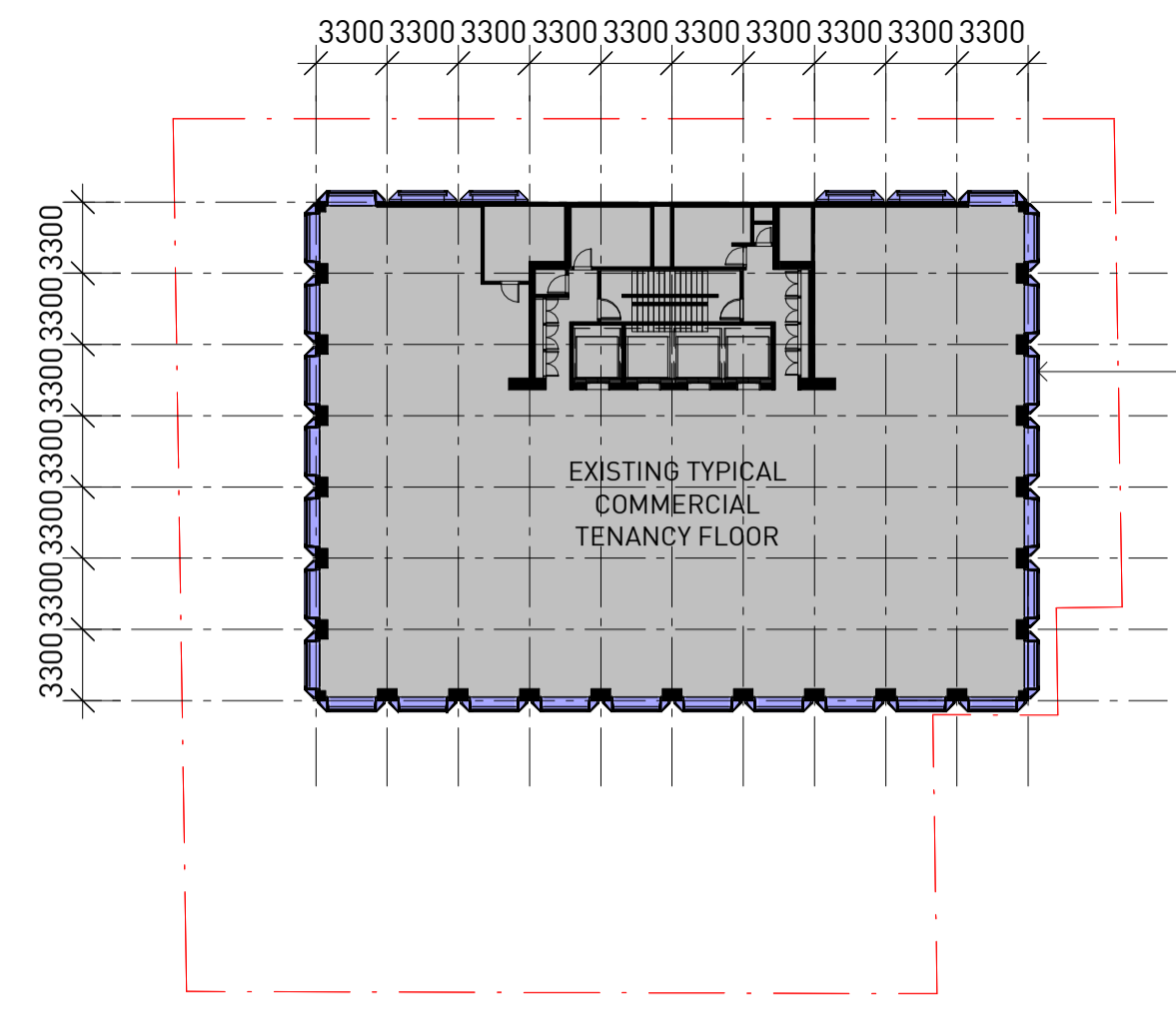
2. GRAPHIC REPRESENTATION
 2.1 Generic colours have been used on to indicate the design intent and are not accurate representations of the actual colours of the selected materials.
 2.2 Colours on plans are used for diagrammatic purposes and do not reflect the colours of the selected materials.

3. EXISTING STRUCTURES AND SERVICES
 3.1 The extent and location of the existing services and structures shown on drawings is based on the survey information provided to date. Final locations are to be determined on site.
 3.2 Existing levels shown on the drawings are based upon the existing survey information provided or extrapolated from existing spot levels provided.
 3.3 All levels are relative to the Australian Height Datum (AHD).



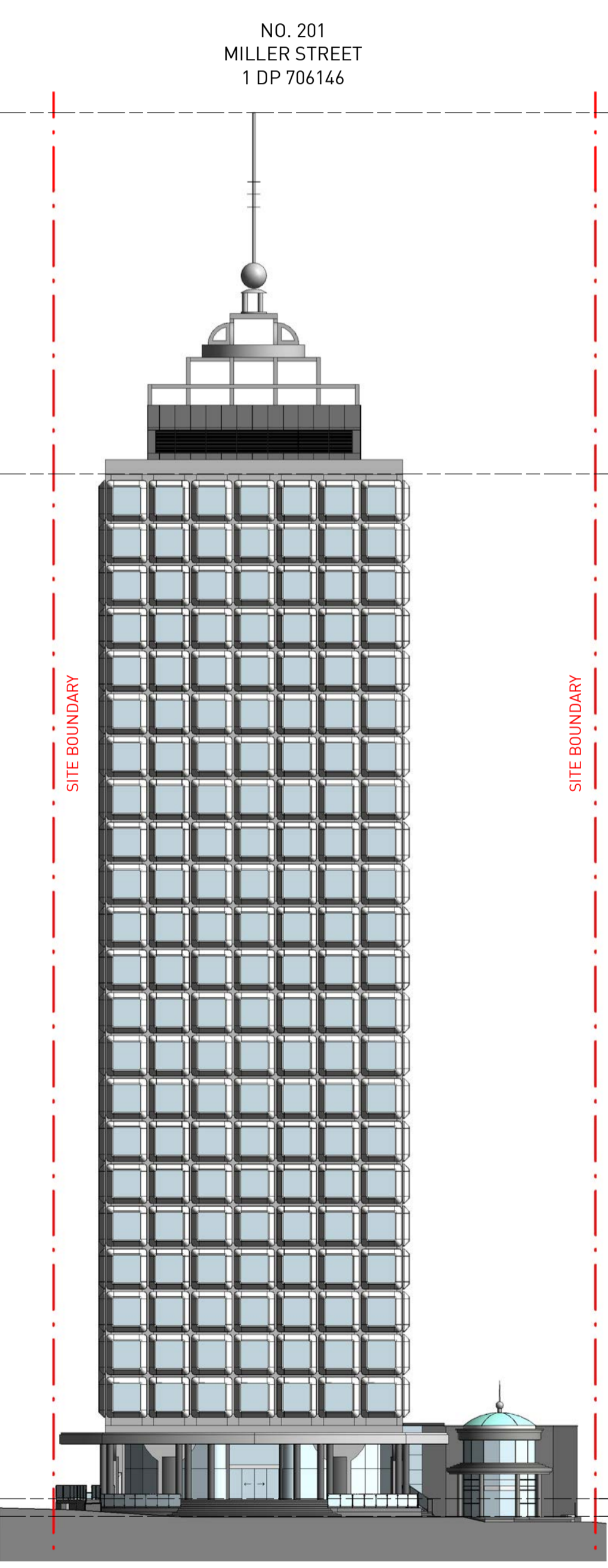
FACADE MODULES TO BE REMOVED AND REPLACED

1 EXISTING TYPICAL COMMERCIAL GA PLAN
1 : 350

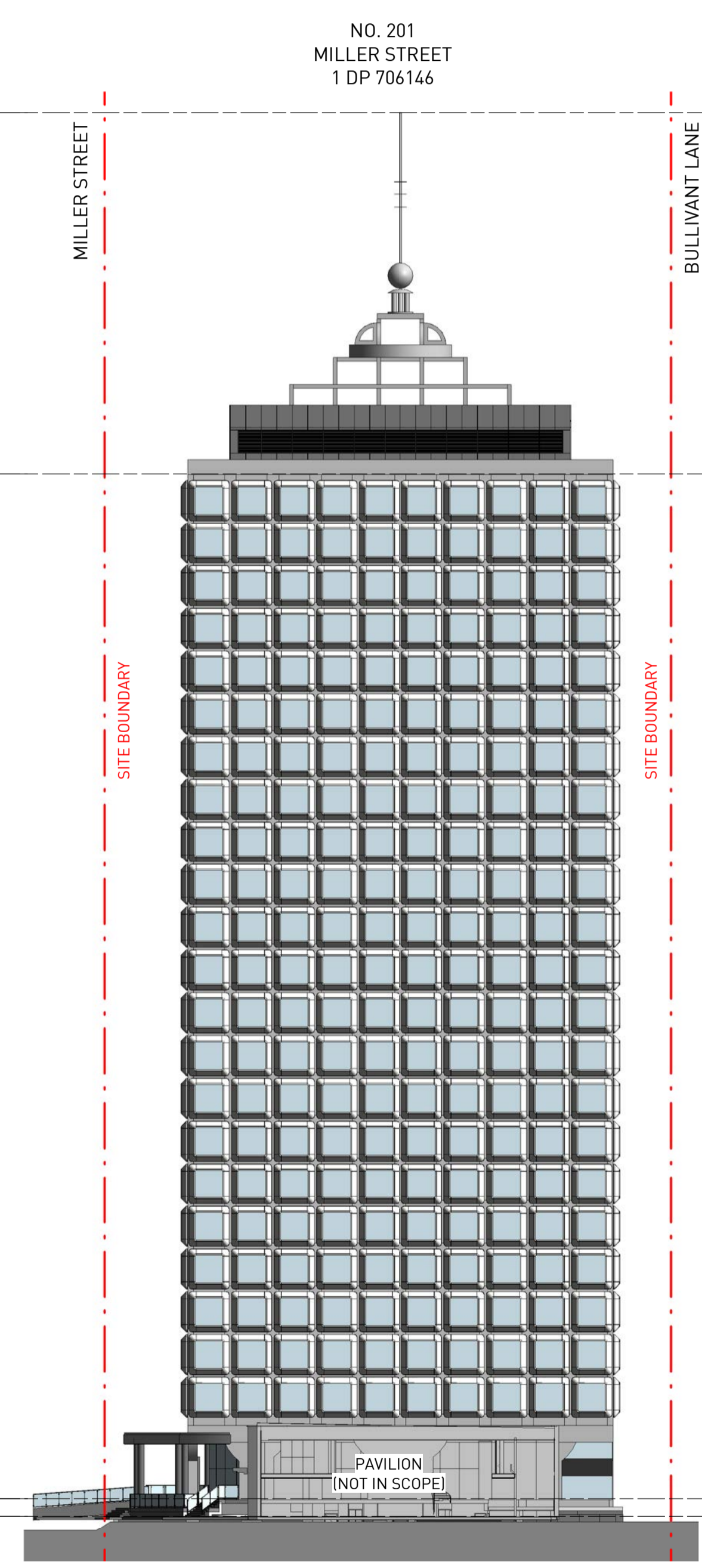


NEW FACADE MODULES

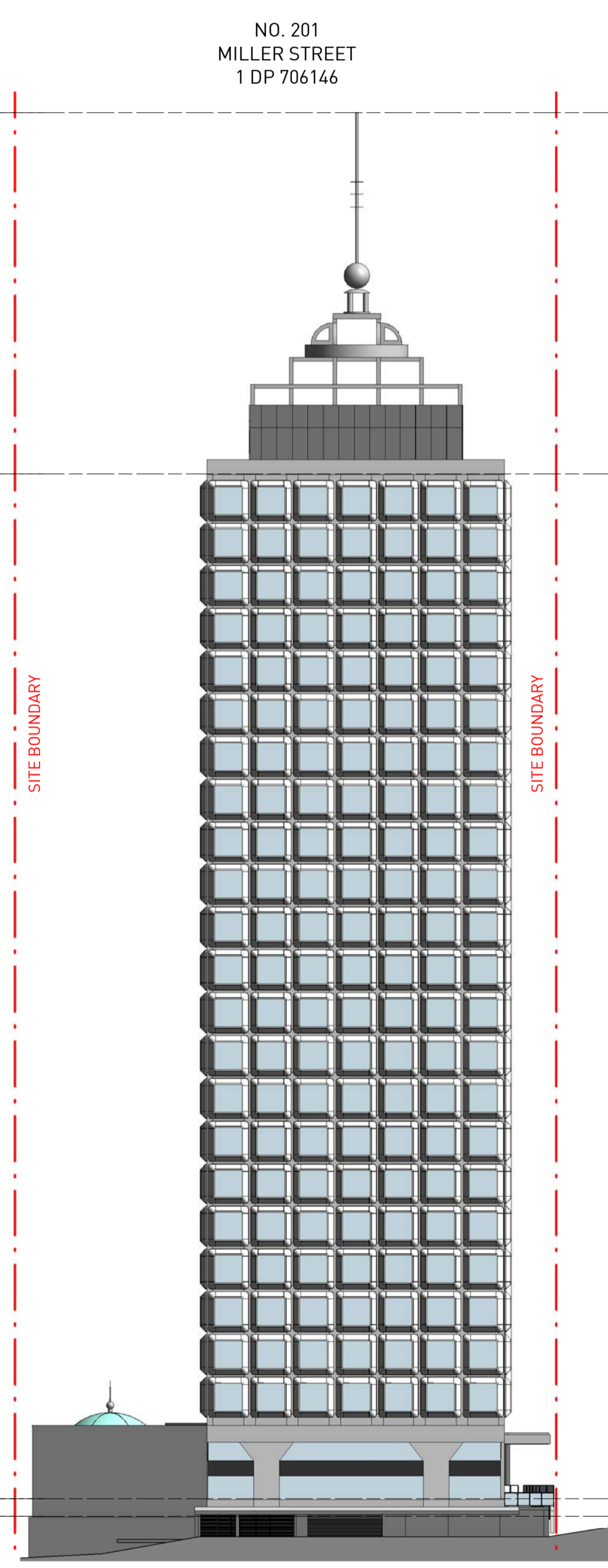
2 PROPOSED TYPICAL COMMERCIAL GA PLAN
1 : 350



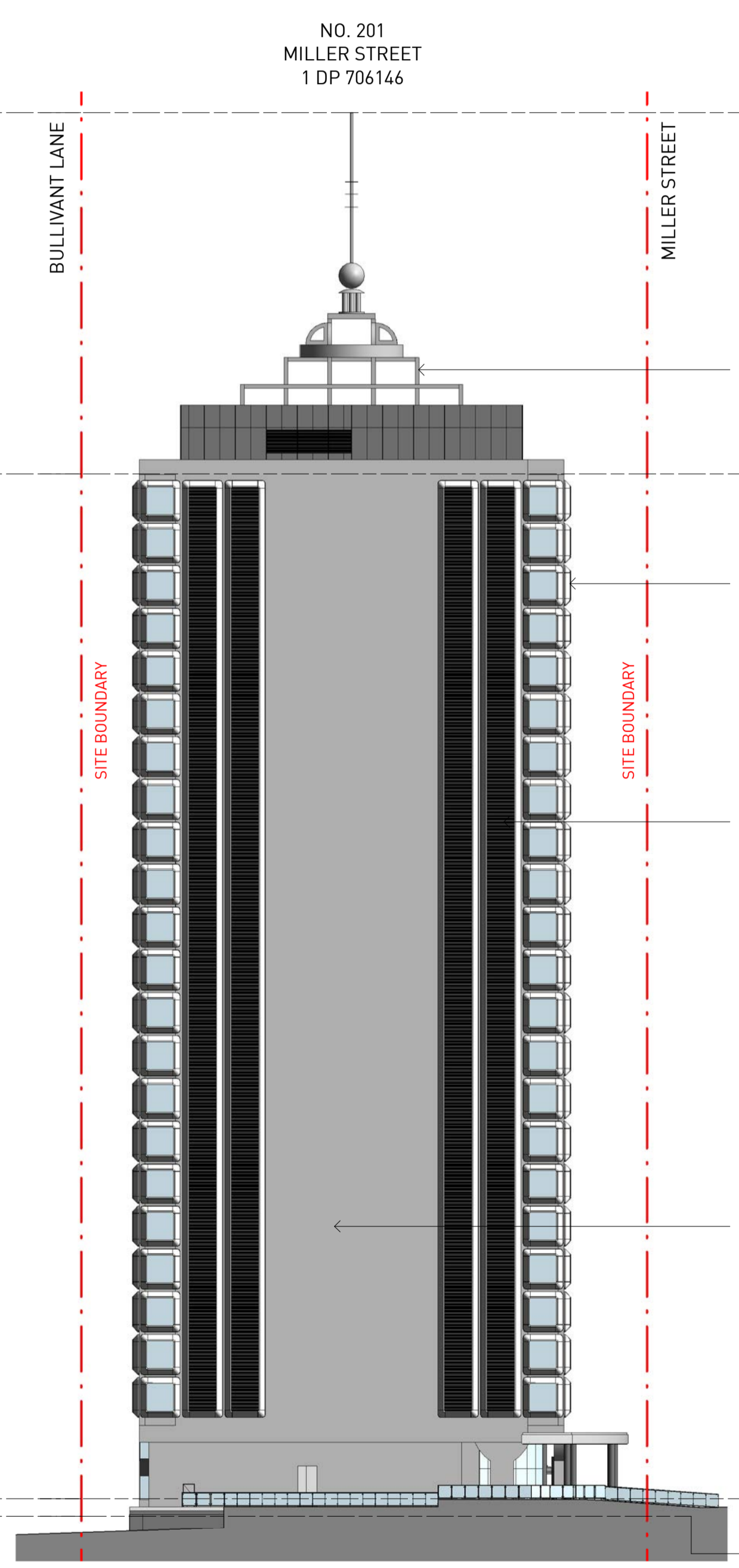
3 PROPOSED ELEVATION - WEST
1 : 350



4 PROPOSED ELEVATION - SOUTH
1 : 350



5 PROPOSED ELEVATION - EAST
1 : 350



6 PROPOSED ELEVATION - NORTH
1 : 350

ROOF FEATURE
FFL 180.000

EXISTING TOWER ROOF FEATURE TO BE RETAINED

ROOF PLANT LEVEL
FFL 151.960

GLAZING UNIT WITH ALUMINIUM SHROUD

ALUMINIUM LOUVRES WITH ALUMINIUM SHROUD

GREY EXTERNAL PAINTED FINISH

GROUND LEVEL
FFL 72.400

LOWER GROUND LEVEL
FFL 71.040

Rev	Date	Revision Description
1	20.04.23	DA SUBMISSION

Client
 The Trust Company (Australia) Limited as trustee for 201 Miller Sub Trust
 c/o LaSalle Investment Management

Scale
 1 : 350 (DA1)
 (Half Scale @ A3)

North


Project
 201 Miller Street

Architect
sissons.
 a: Level 5, 53 Berry Street, North Sydney, NSW 2060.
 p: 02 8904 1853

Drawing Title
 NOTIFICATION PLAN

Project No.	Drawing No.	Stage	Rev
22-005	DA-90-01	PLANNING	1

DA SUBMISSION