
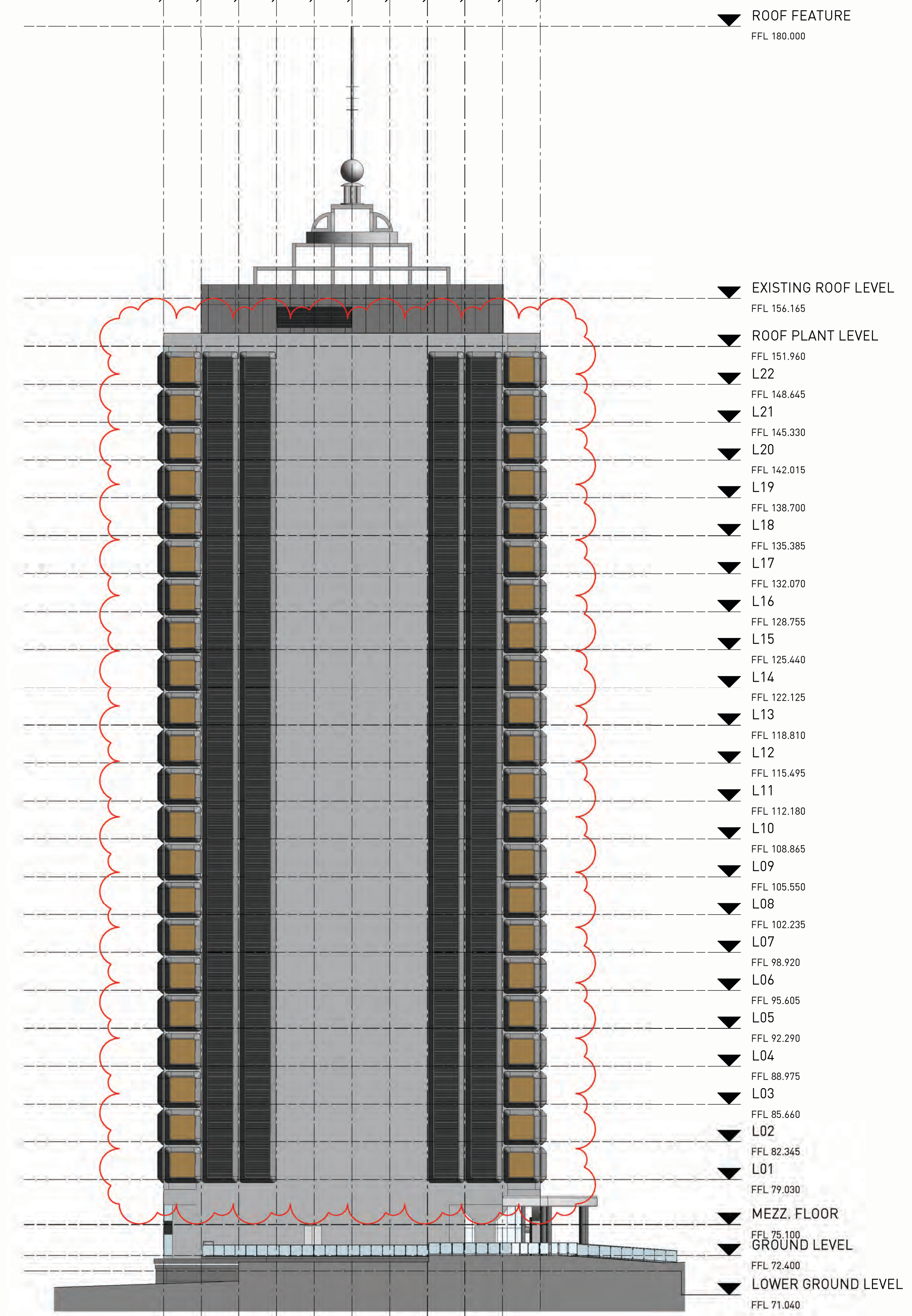


A B C D E F G H J K L
3300 3300 3300 3300 3300 3300 3300 3300 3300 3300 3300



1 GA NORTH ELEVATION - EXISTING & DEMOLITION
1 : 250

A B C D E F G H J K L
3300 3300 3300 3300 3300 3300 3300 3300 3300 3300 3300



2 GA NORTH ELEVATION - PROPOSED
1 : 250

Notes
ALL EXISTING CONDITIONS TO BE CHECKED ON SITE. ALL DIMENSIONS AND SETOUTS TO BE VERIFIED PRIOR TO COMMENCEMENT ON SITE. ALL OMISSIONS OR DISCREPANCIES TO BE NOTIFIED TO THE ARCHITECT.
THE COPYRIGHT OF THIS DRAWING TOGETHER WITH ANY OTHER DOCUMENTS PREPARED BY SISSONS REMAINS THE PROPERTY OF SISSONS. SISSONS GRANTS LICENCE FOR THE USE OF THIS DOCUMENT FOR THE PURPOSE FOR WHICH IT IS INTENDED. THE LICENCE IS NOT TRANSFERABLE WITHOUT THE PERMISSION OF SISSONS.

Nominated Architect: Nick Sissons NSW ARB 7210

- 1. DESIGN RESOLUTION**
1.1 The drawings show the general architectural intent for the purposes of this Development Application.
1.2 The internal layouts shown are indicative and subject to further detailed design development.
1.3 Dimensions given are general and subject to detailed design resolution.
1.4 Landscaping shown is indicative only and subject to further detailed design.
1.5 The location of plant, equipment and services as shown on drawings is indicative only and subject to further detailed design development. Minor elements eg flues, vent pipes, aerials etc have been omitted for clarity.
- 2. GRAPHIC REPRESENTATION**
2.1 Generic colours have been used on to indicate the design intent and are not accurate representations of the actual colours of the selected materials.
2.2 Colours on plans are used for diagrammatic purposes and do not reflect the colours of the selected materials.
- 3. EXISTING STRUCTURES AND SERVICES**
3.1 The extent and location of the existing services and structures shown on drawings is based on the survey information provided to date. Final locations are to be determined on site.
3.2 Existing levels shown on the drawings are based upon the existing survey information provided or extrapolated from existing spot levels provided.
3.3 All levels are relative to the Australian Height Datum (AHD).

LEGEND
DEMOLITION

Rev	Date	Revision Description
A	19.10.22	DRAFT DA
1	20.04.23	DA SUBMISSION
2	14.02.24	AMENDED DA SUBMISSION

Client
The Trust Company (Australia) Limited as trustee for 201 Miller Sub Trust
c/o LaSalle Investment Management

Scale
1 : 250 @A1
(Half Scale @ A3)

Project
201 Miller Street

Architect
sissons.
a: Level 5, 53 Berry Street, North Sydney, NSW 2060.
p: 02 8904 1853

Drawing Title
GA ELEVATIONS - NORTH (DEMOLITION & PROPOSED)

Project No.	Drawing No.	Stage	Rev
22-005	DA-20-04	PLANNING	2

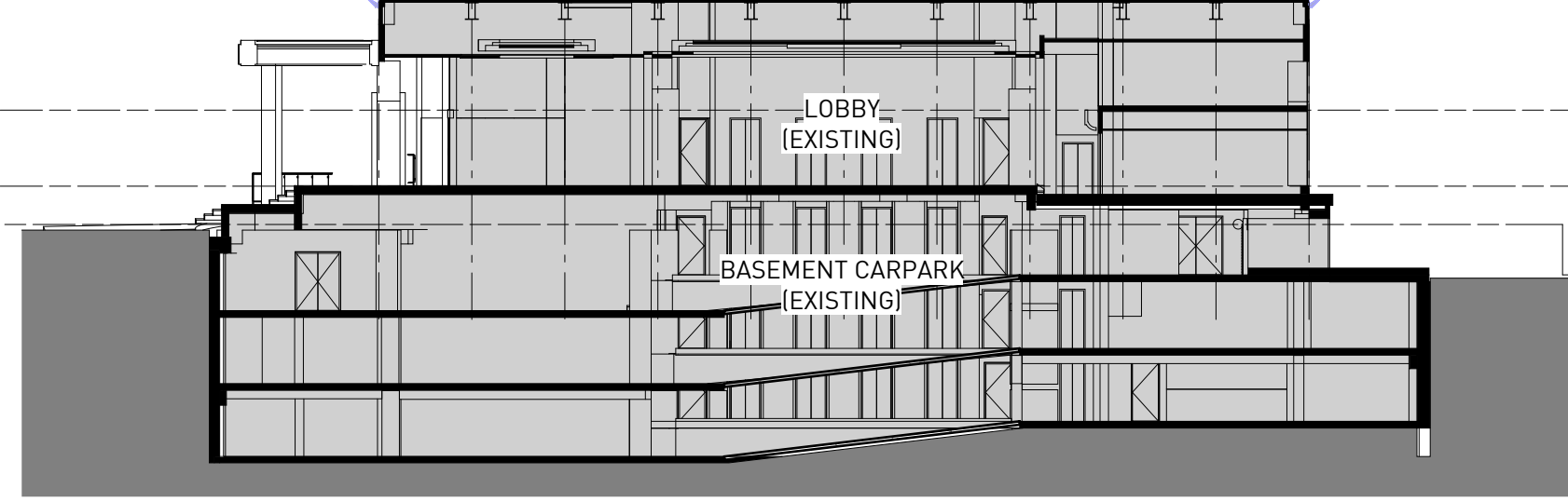
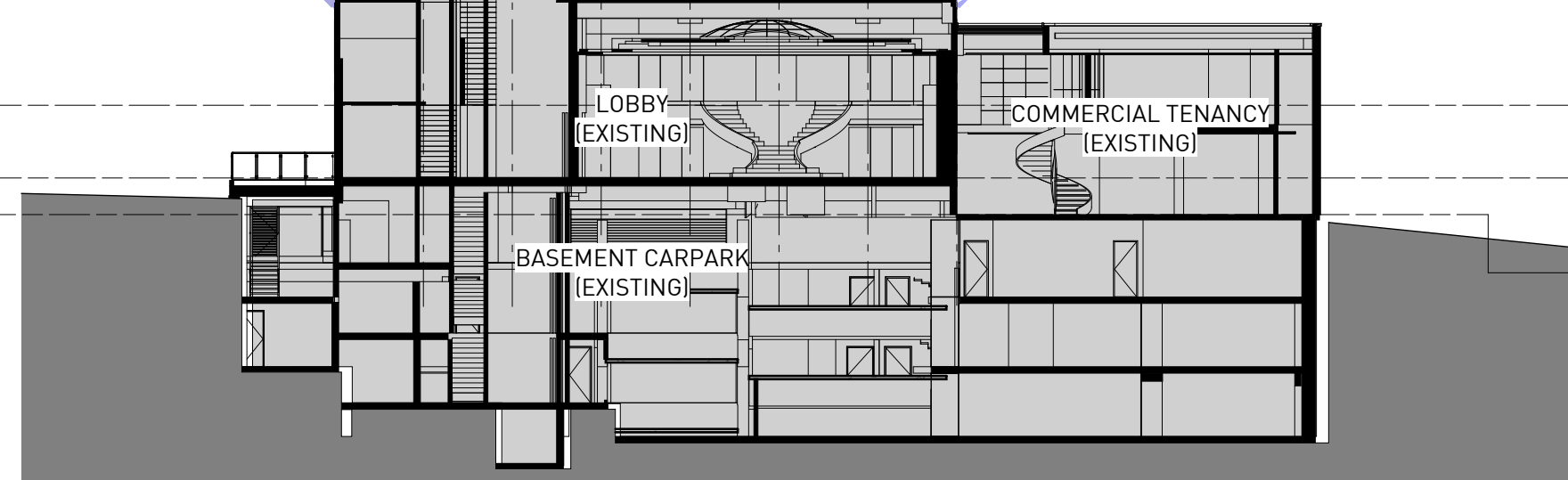
DA SUBMISSION

1 2 3 4 5 6 7 8
3300 3300 3300 3300 3300 3300 3300

L K J H G F E D C B A
3300 3300 3300 3300 3300 3300 3300 3300 3300

- ▼ ROOF FEATURE
FFL 180.000
- ▼ EXISTING ROOF LEVEL
FFL 156.165
- ▼ ROOF PLANT LEVEL
FFL 151.960
- ▼ L22
FFL 148.645
- ▼ L21
FFL 145.330
- ▼ L20
FFL 142.015
- ▼ L19
FFL 138.700
- ▼ L18
FFL 135.385
- ▼ L17
FFL 132.070
- ▼ L16
FFL 128.755
- ▼ L15
FFL 125.440
- ▼ L14
FFL 122.125
- ▼ L13
FFL 118.810
- ▼ L12
FFL 115.495
- ▼ L11
FFL 112.180
- ▼ L10
FFL 108.865
- ▼ L09
FFL 105.550
- ▼ L08
FFL 102.235
- ▼ L07
FFL 98.920
- ▼ L06
FFL 95.605
- ▼ L05
FFL 92.290
- ▼ L04
FFL 88.975
- ▼ L03
FFL 85.660
- ▼ L02
FFL 82.345
- ▼ L01
FFL 79.030
- ▼ MEZZ. FLOOR
FFL 75.100
- ▼ GROUND LEVEL
FFL 72.400
- ▼ LOWER GROUND LEVEL
FFL 71.040

- ▼ ROOF FEATURE
FFL 180.000
- ▼ EXISTING ROOF LEVEL
FFL 156.165
- ▼ ROOF PLANT LEVEL
FFL 151.960
- ▼ L22
FFL 148.645
- ▼ L21
FFL 145.330
- ▼ L20
FFL 142.015
- ▼ L19
FFL 138.700
- ▼ L18
FFL 135.385
- ▼ L17
FFL 132.070
- ▼ L16
FFL 128.755
- ▼ L15
FFL 125.440
- ▼ L14
FFL 122.125
- ▼ L13
FFL 118.810
- ▼ L12
FFL 115.495
- ▼ L11
FFL 112.180
- ▼ L10
FFL 108.865
- ▼ L09
FFL 105.550
- ▼ L08
FFL 102.235
- ▼ L07
FFL 98.920
- ▼ L06
FFL 95.605
- ▼ L05
FFL 92.290
- ▼ L04
FFL 88.975
- ▼ L03
FFL 85.660
- ▼ L02
FFL 82.345
- ▼ L01
FFL 79.030
- ▼ MEZZ. FLOOR
FFL 75.100
- ▼ GROUND LEVEL
FFL 72.400
- ▼ LOWER GROUND LEVEL
FFL 71.040



1 GA CROSS SECTION - PROPOSED
1 : 250

2 GA LONG SECTION - PROPOSED
1 : 250

DA SUBMISSION

Notes
ALL EXISTING CONDITIONS TO BE CHECKED ON SITE. ALL DIMENSIONS AND SETOUTS TO BE VERIFIED PRIOR TO COMMENCEMENT ON SITE. ALL OMISSIONS OR DISCREPANCIES TO BE NOTIFIED TO THE ARCHITECT.
THE COPYRIGHT OF THIS DRAWING TOGETHER WITH ANY OTHER DOCUMENTS PREPARED BY SISSONS REMAINS THE PROPERTY OF SISSONS. SISSONS GRANTS LICENCE FOR THE USE OF THIS DOCUMENT FOR THE PURPOSE FOR WHICH IT IS INTENDED. THE LICENCE IS NOT TRANSFERABLE WITHOUT THE PERMISSION OF SISSONS.

Nominated Architect: Nick Sissons NSW ARB 7210

1. DESIGN RESOLUTION
1.1 The drawings show the general architectural intent for the purposes of this Development Application.
1.2 The internal layouts shown are indicative and subject to further detailed design development.
1.3 Dimensions given are general and subject to detailed design resolution.
1.4 Landscaping shown is indicative only and subject to further detailed design.
1.5 The location of plant, equipment and services as shown on drawings is indicative only and subject to further detailed design development. Minor elements eg flues, vent pipes, aerials etc have been omitted for clarity.

2. GRAPHIC REPRESENTATION
2.1 Generic colours have been used on to indicate the design intent and are not accurate representations of the actual colours of the selected materials.
2.2 Colours on plans are used for diagrammatic purposes and do not reflect the colours of the selected materials.

3. EXISTING STRUCTURES AND SERVICES
3.1 The extent and location of the existing services and structures shown on drawings is based on the survey information provided to date. Final locations are to be determined on site.
3.2 Existing levels shown on the drawings are based upon the existing survey information provided or extrapolated from existing spot levels provided.
3.3 All levels are relative to the Australian Height Datum (AHD).

LEGEND
■ PROPOSED
■ NOT IN SCOPE

Rev	Date	Revision Description
A	19.10.22	DRAFT DA
1	20.04.23	DA SUBMISSION

Client
The Trust Company (Australia) Limited as trustee for 201 Miller Sub Trust
c/o LaSalle Investment Management

Scale
1 : 250 @A1
(Half Scale @ A3)

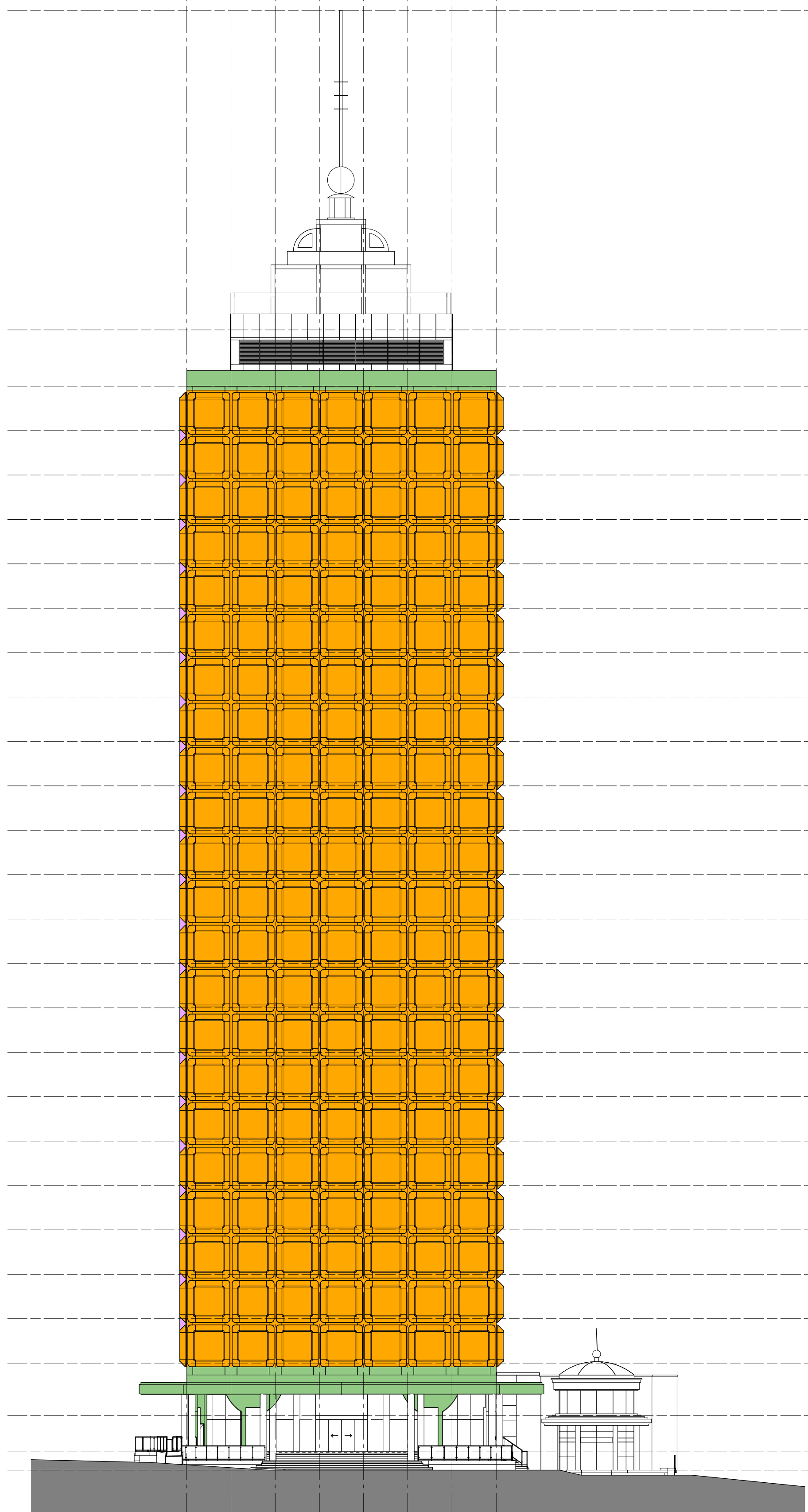
Project
201 Miller Street

Architect
sissons.
a: Level 5, 53 Berry Street, North Sydney, NSW 2060.
p: 02 8904 1853

Drawing Title
GA SECTIONS (PROPOSED)

Project No.	Drawing No.	Stage	Rev
22-005	DA-30-01	PLANNING	1


1 2 3 4 5 6 7 8
3300 3300 3300 3300 3300 3300 3300



- ▼ ROOF FEATURE
FFL 180.000
- ▼ EXISTING ROOF LEVEL
FFL 156.165
- ▼ ROOF PLANT LEVEL
FFL 151.960
- ▼ L22
FFL 148.645
- ▼ L21
FFL 145.330
- ▼ L20
FFL 142.015
- ▼ L19
FFL 138.700
- ▼ L18
FFL 135.385
- ▼ L17
FFL 132.070
- ▼ L16
FFL 128.755
- ▼ L15
FFL 125.440
- ▼ L14
FFL 122.125
- ▼ L13
FFL 118.810
- ▼ L12
FFL 115.495
- ▼ L11
FFL 112.180
- ▼ L10
FFL 108.865
- ▼ L09
FFL 105.550
- ▼ L08
FFL 102.235
- ▼ L07
FFL 98.920
- ▼ L06
FFL 95.605
- ▼ L05
FFL 92.290
- ▼ L04
FFL 88.975
- ▼ L03
FFL 85.660
- ▼ L02
FFL 82.345
- ▼ L01
FFL 79.030
- ▼ MEZZ. FLOOR
FFL 75.100
- ▼ GROUND LEVEL
FFL 72.400
- ▼ LOWER GROUND LEVEL
FFL 71.040

1 FACADE TYPE ELEVATION - WEST
1 : 250

L K J H G F E D C B A
3300 3300 3300 3300 3300 3300 3300 3300 3300



- ▼ ROOF FEATURE
FFL 180.000
- ▼ EXISTING ROOF LEVEL
FFL 156.165
- ▼ ROOF PLANT LEVEL
FFL 151.960
- ▼ L22
FFL 148.645
- ▼ L21
FFL 145.330
- ▼ L20
FFL 142.015
- ▼ L19
FFL 138.700
- ▼ L18
FFL 135.385
- ▼ L17
FFL 132.070
- ▼ L16
FFL 128.755
- ▼ L15
FFL 125.440
- ▼ L14
FFL 122.125
- ▼ L13
FFL 118.810
- ▼ L12
FFL 115.495
- ▼ L11
FFL 112.180
- ▼ L10
FFL 108.865
- ▼ L09
FFL 105.550
- ▼ L08
FFL 102.235
- ▼ L07
FFL 98.920
- ▼ L06
FFL 95.605
- ▼ L05
FFL 92.290
- ▼ L04
FFL 88.975
- ▼ L03
FFL 85.660
- ▼ L02
FFL 82.345
- ▼ L01
FFL 79.030
- ▼ MEZZ. FLOOR
FFL 75.100
- ▼ GROUND LEVEL
FFL 72.400
- ▼ LOWER GROUND LEVEL
FFL 71.040

2 FACADE TYPE ELEVATION - SOUTH
1 : 250

Notes
ALL EXISTING CONDITIONS TO BE CHECKED ON SITE. ALL DIMENSIONS AND SETOUTS TO BE VERIFIED PRIOR TO COMMENCEMENT ON SITE. ALL OMISSIONS OR DISCREPANCIES TO BE NOTIFIED TO THE ARCHITECT.
THE COPYRIGHT OF THIS DRAWING TOGETHER WITH ANY OTHER DOCUMENTS PREPARED BY SISSONS REMAINS THE PROPERTY OF SISSONS. SISSONS GRANTS LICENCE FOR THE USE OF THIS DOCUMENT FOR THE PURPOSE FOR WHICH IT IS INTENDED. THE LICENCE IS NOT TRANSFERABLE WITHOUT THE PERMISSION OF SISSONS.

Nominated Architect: Nick Sissons NSW ARB 7210

1. DESIGN RESOLUTION
1.1 The drawings show the general architectural intent for the purposes of this Development Application.
1.2 The internal layouts shown are indicative and subject to further detailed design development.
1.3 Dimensions given are general and subject to detailed design resolution.
1.4 Landscaping shown is indicative only and subject to further detailed design.
1.5 The location of plant, equipment and services as shown on drawings is indicative only and subject to further detailed design development. Minor elements eg flues, vent pipes, aerials etc have been omitted for clarity.

2. GRAPHIC REPRESENTATION
2.1 Generic colours have been used on to indicate the design intent and are not accurate representations of the actual colours of the selected materials.
2.2 Colours on plans are used for diagrammatic purposes and do not reflect the colours of the selected materials.

3. EXISTING STRUCTURES AND SERVICES
3.1 The extent and location of the existing services and structures shown on drawings is based on the survey information provided to date. Final locations are to be determined on site.
3.2 Existing levels shown on the drawings are based upon the existing survey information provided or extrapolated from existing spot levels provided.
3.3 All levels are relative to the Australian Height Datum (AHD).

LEGEND

- FT-01 (VISION GLAZING & ALUMINIUM SHROUD)
- FT-02 (ALUMINIUM LOUVRE & ALUMINIUM SHROUD)
- FT-03 (WATERPROOF MEMBRANE PAINT FINISH)

Rev	Date	Revision Description
A	19.10.22	DRAFT DA
1	20.04.23	DA SUBMISSION
2	14.02.24	AMENDED DA SUBMISSION

Client
The Trust Company (Australia) Limited as trustee for 201 Miller Sub Trust
c/o LaSalle Investment Management

Scale
1 : 250 @A1
(Half Scale @ A3)

Project
201 Miller Street

Architect
sissons.
a: Level 5, 53 Berry Street, North Sydney, NSW 2060.
p: 02 8904 1853

Drawing Title
FACADE TYPES ELEVATION - WEST & SOUTH (PROPOSED)

Project No.	Drawing No.	Stage	Rev
22-005	DA-40-01	PLANNING	2

DA SUBMISSION

Notes
 ALL EXISTING CONDITIONS TO BE CHECKED ON SITE. ALL DIMENSIONS AND SETOUTS TO BE VERIFIED PRIOR TO COMMENCEMENT ON SITE. ALL OMISSIONS OR DISCREPANCIES TO BE NOTIFIED TO THE ARCHITECT.
 THE COPYRIGHT OF THIS DRAWING TOGETHER WITH ANY OTHER DOCUMENTS PREPARED BY SISSONS REMAINS THE PROPERTY OF SISSONS. SISSONS GRANTS LICENCE FOR THE USE OF THIS DOCUMENT FOR THE PURPOSE FOR WHICH IT IS INTENDED. THE LICENCE IS NOT TRANSFERABLE WITHOUT THE PERMISSION OF SISSONS.
 Nominated Architect: Nick Sissons NSW ARB 7210

- 1. DESIGN RESOLUTION**
 1.1 The drawings show the general architectural intent for the purposes of this Development Application.
 1.2 The internal layouts shown are indicative and subject to further detailed design development.
 1.3 Dimensions given are general and subject to detailed design resolution.
 1.4 Landscaping shown is indicative only and subject to further detailed design.
 1.5 The location of plant, equipment and services as shown on drawings is indicative only and subject to further detailed design development. Minor elements eg flues, vent pipes, aerials etc have been omitted for clarity.
- 2. GRAPHIC REPRESENTATION**
 2.1 Generic colours have been used on to indicate the design intent and are not accurate representations of the actual colours of the selected materials.
 2.2 Colours on plans are used for diagrammatic purposes and do not reflect the colours of the selected materials.
- 3. EXISTING STRUCTURES AND SERVICES**
 3.1 The extent and location of the existing services and structures shown on drawings is based on the survey information provided to date. Final locations are to be determined on site.
 3.2 Existing levels shown on the drawings are based upon the existing survey information provided or extrapolated from existing spot levels provided.
 3.3 All levels are relative to the Australian Height Datum (AHD).

LEGEND

	FT-01 (VISION GLAZING & ALUMINIUM SHROUD)
	FT-02 (ALUMINIUM LOUVRE & ALUMINIUM SHROUD)
	FT-03 (WATERPROOF MEMBRANE PAINT FINISH)

Rev	Date	Revision Description
A	19.10.22	DRAFT DA
1	20.04.23	DA SUBMISSION
2	14.02.24	AMENDED DA SUBMISSION

Client
 The Trust Company (Australia) Limited as trustee for 201 Miller Sub Trust
 c/o LaSalle Investment Management

Scale
 1 : 250 @A1
 (Half Scale @ A3)


Project
 201 Miller Street

Architect
sissons.
 a: Level 5, 53 Berry Street, North Sydney, NSW 2060.
 p: 02 8904 1853

Drawing Title
 FACADE TYPES ELEVATION - EAST & NORTH (PROPOSED)

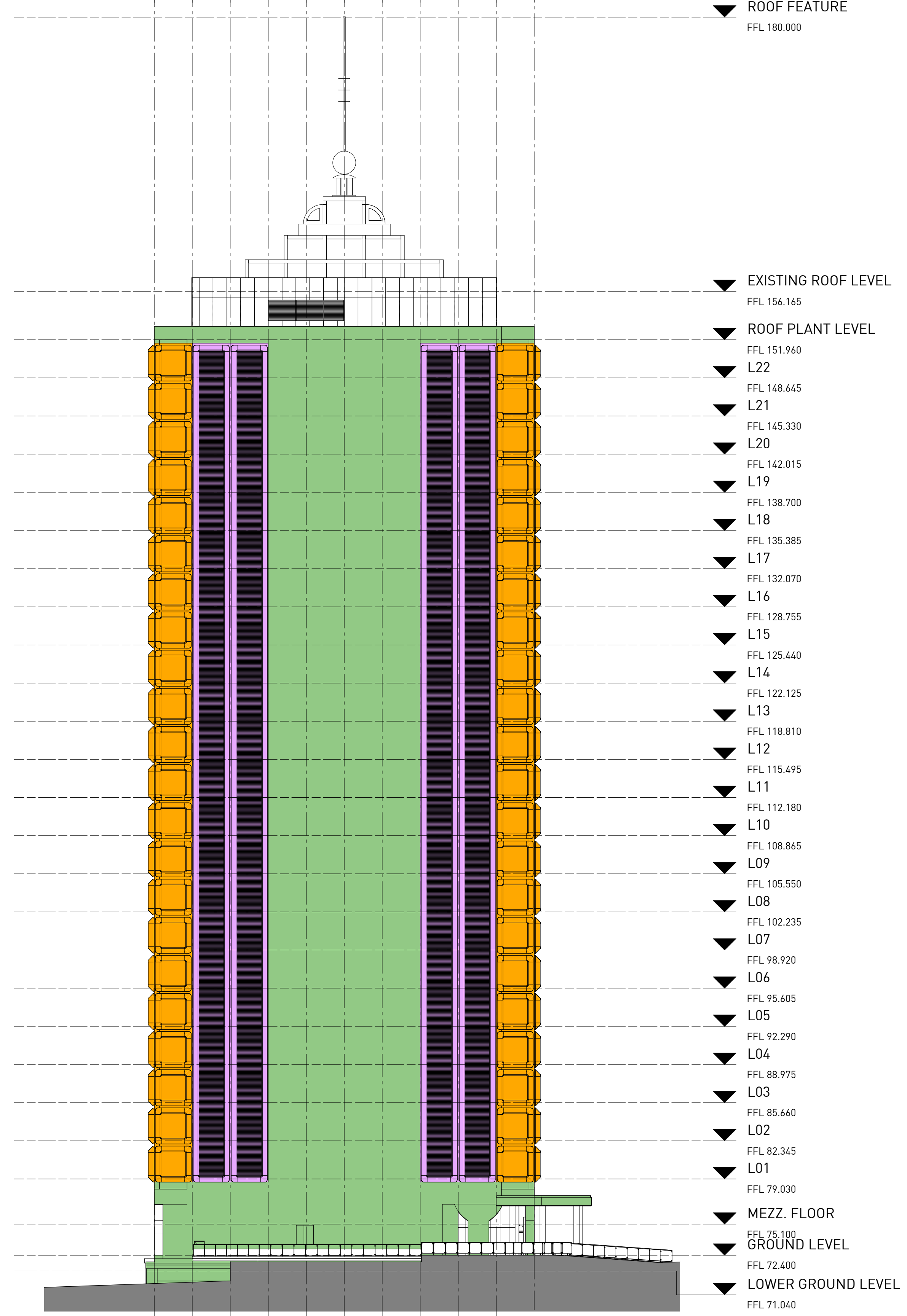
Project No.	Drawing No.	Stage	Rev
22-005	DA-40-02	PLANNING	2

8 7 6 5 4 3 2 1
 3300 3300 3300 3300 3300 3300 3300



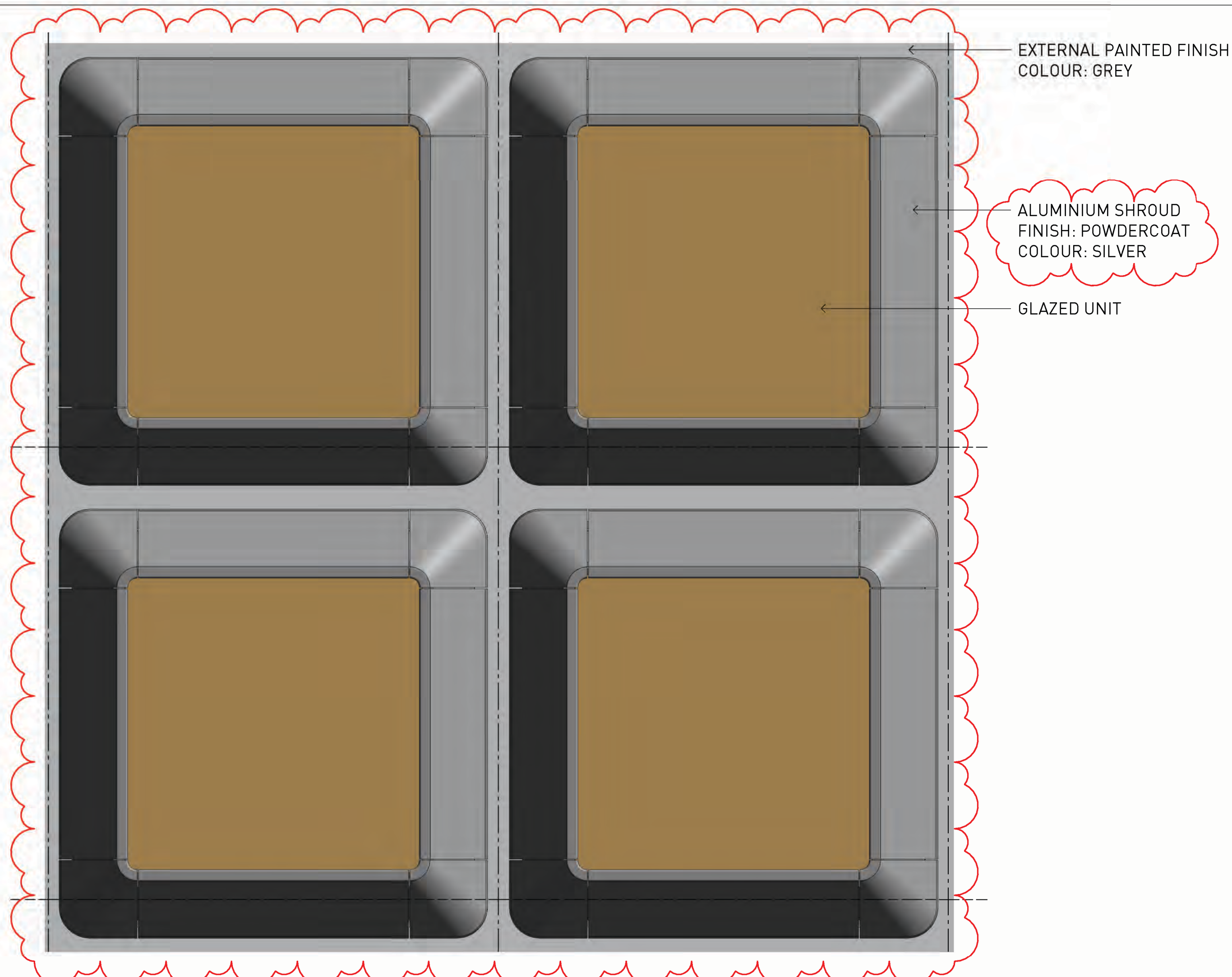
1 FACADE TYPE ELEVATION - EAST
 1 : 250

A B C D E F G H J K L
 3300 3300 3300 3300 3300 3300 3300 3300 3300 3300

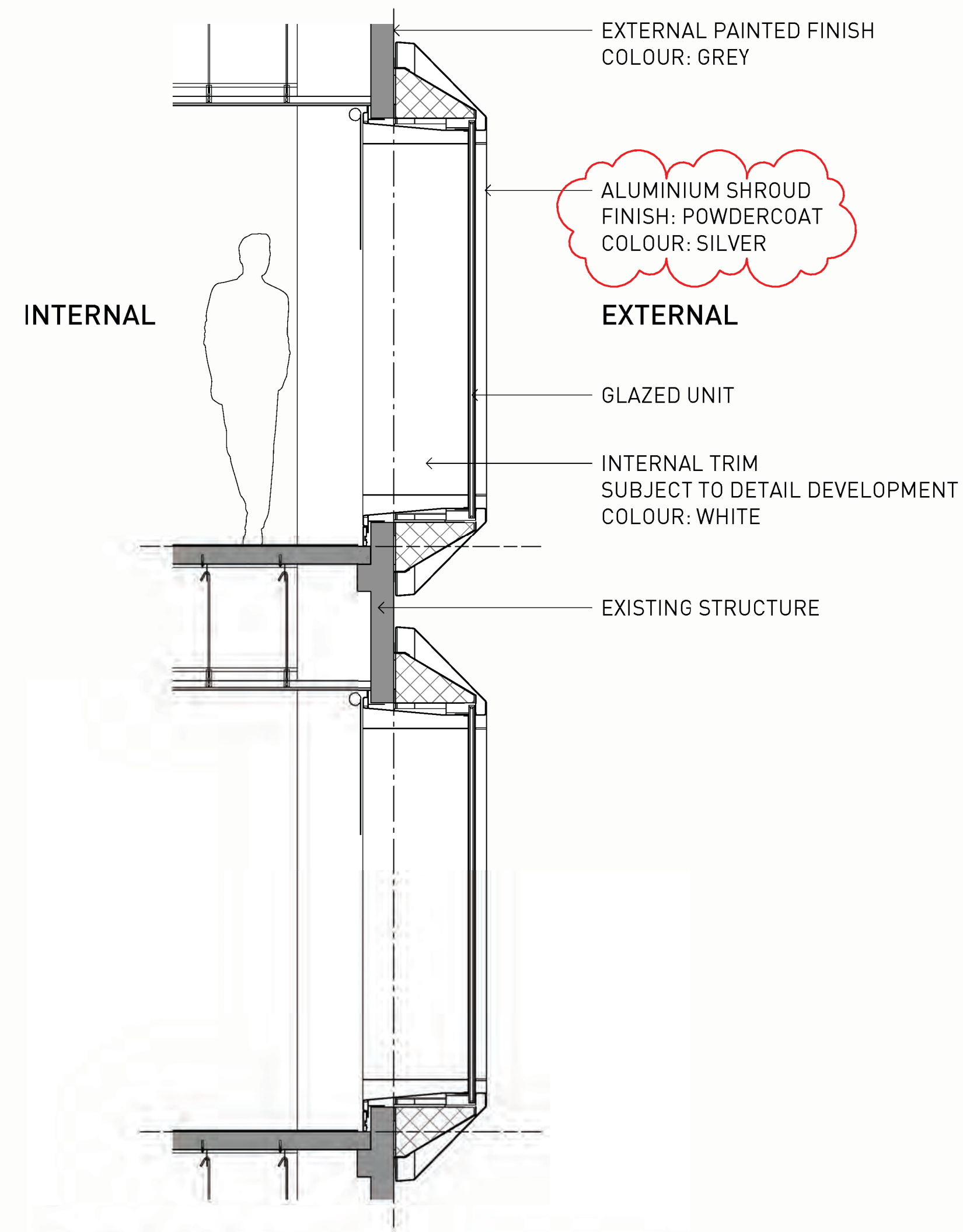


2 FACADE TYPE ELEVATION - NORTH
 1 : 250

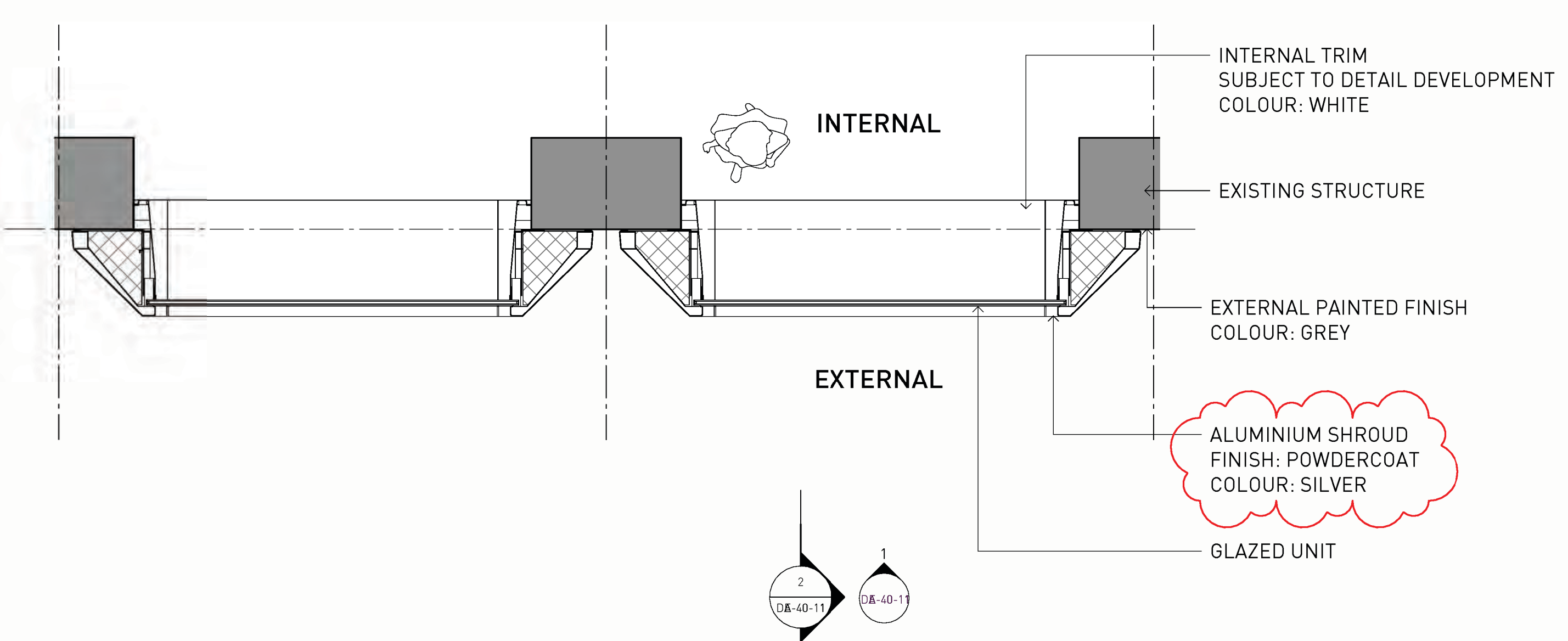
DA SUBMISSION



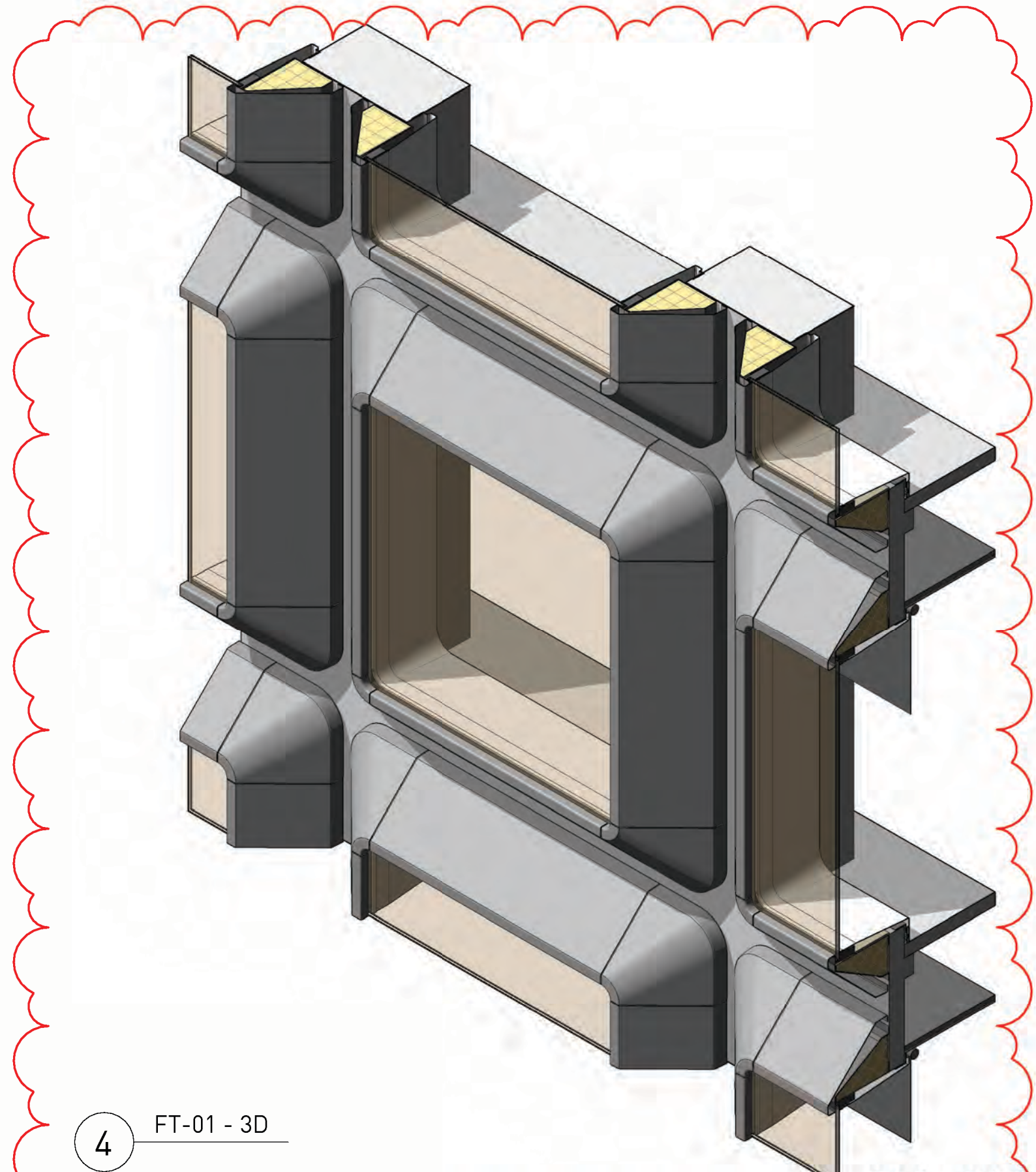
1 FT-01 - TYPICAL EXTERNAL ELEVATION
1 : 25



2 FT-01 - TYPICAL SECTION
1 : 25



3 FT-01 - TYPICAL PLAN
1 : 25



DA SUBMISSION

Notes
ALL EXISTING CONDITIONS TO BE CHECKED ON SITE. ALL DIMENSIONS AND SETOUTS TO BE VERIFIED PRIOR TO COMMENCEMENT ON SITE. ALL OMISSIONS OR DISCREPANCIES TO BE NOTIFIED TO THE ARCHITECT.
THE COPYRIGHT OF THIS DRAWING TOGETHER WITH ANY OTHER DOCUMENTS PREPARED BY SISSONS REMAINS THE PROPERTY OF SISSONS. SISSONS GRANTS LICENCE FOR THE USE OF THIS DOCUMENT FOR THE PURPOSE FOR WHICH IT IS INTENDED. THE LICENCE IS NOT TRANSFERABLE WITHOUT THE PERMISSION OF SISSONS.

Nominated Architect: Nick Sissons NSW ARB 7210

- 1. DESIGN RESOLUTION**
1.1 The drawings show the general architectural intent for the purposes of this Development Application.
1.2 The internal layouts shown are indicative and subject to further detailed design development.
1.3 Dimensions given are general and subject to detailed design resolution.
1.4 Landscaping shown is indicative only and subject to further detailed design.
1.5 The location of plant, equipment and services as shown on drawings is indicative only and subject to further detailed design development. Minor elements eg flues, vent pipes, aerials etc have been omitted for clarity.
- 2. GRAPHIC REPRESENTATION**
2.1 Generic colours have been used on to indicate the design intent and are not accurate representations of the actual colours of the selected materials.
2.2 Colours on plans are used for diagrammatic purposes and do not reflect the colours of the selected materials.
- 3. EXISTING STRUCTURES AND SERVICES**
3.1 The extent and location of the existing services and structures shown on drawings is based on the survey information provided to date. Final locations are to be determined on site.
3.2 Existing levels shown on the drawings are based upon the existing survey information provided or extrapolated from existing spot levels provided.
3.3 All levels are relative to the Australian Height Datum (AHD).

LEGEND

	EXISTING STRUCTURE
--	--------------------

Rev	Date	Revision Description
A	19.10.22	DRAFT DA
1	20.04.23	DA SUBMISSION
2	14.02.24	AMENDED DA SUBMISSION

Client
The Trust Company (Australia) Limited as trustee for 201 Miller Sub Trust
c/o LaSalle Investment Management

Scale
1 : 25 @A1
(Half Scale @ A3)

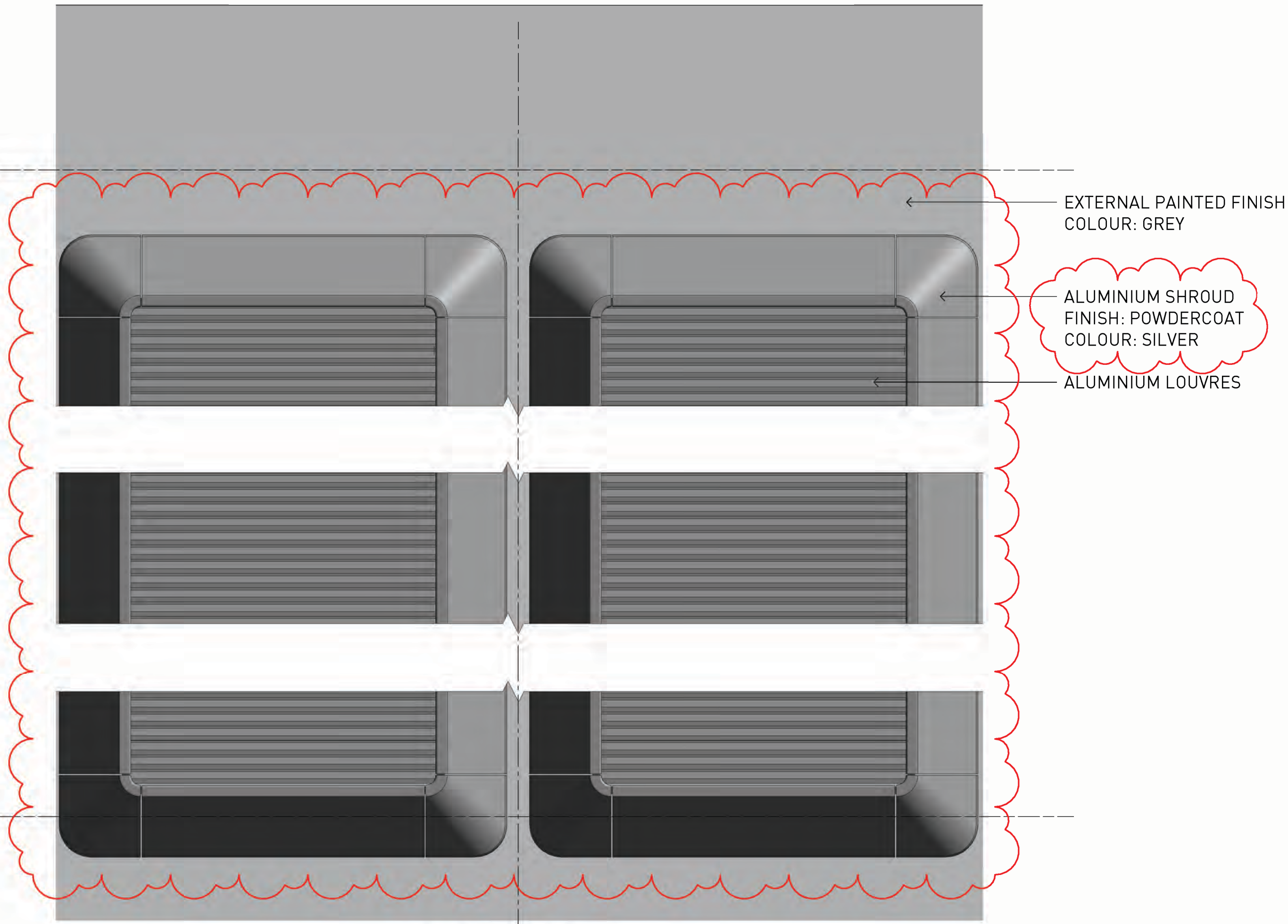
Project
201 Miller Street

Architect
sissons.
a: Level 5, 53 Berry Street, North Sydney, NSW 2060.
p: 02 8904 1853

Drawing Title
FACADE TYPE 01 - DETAIL

Project No.	Drawing No.	Stage	Rev
22-005	DA-40-11	PLANNING	2

PARAPET



EXTERNAL PAINTED FINISH
COLOUR: GREY

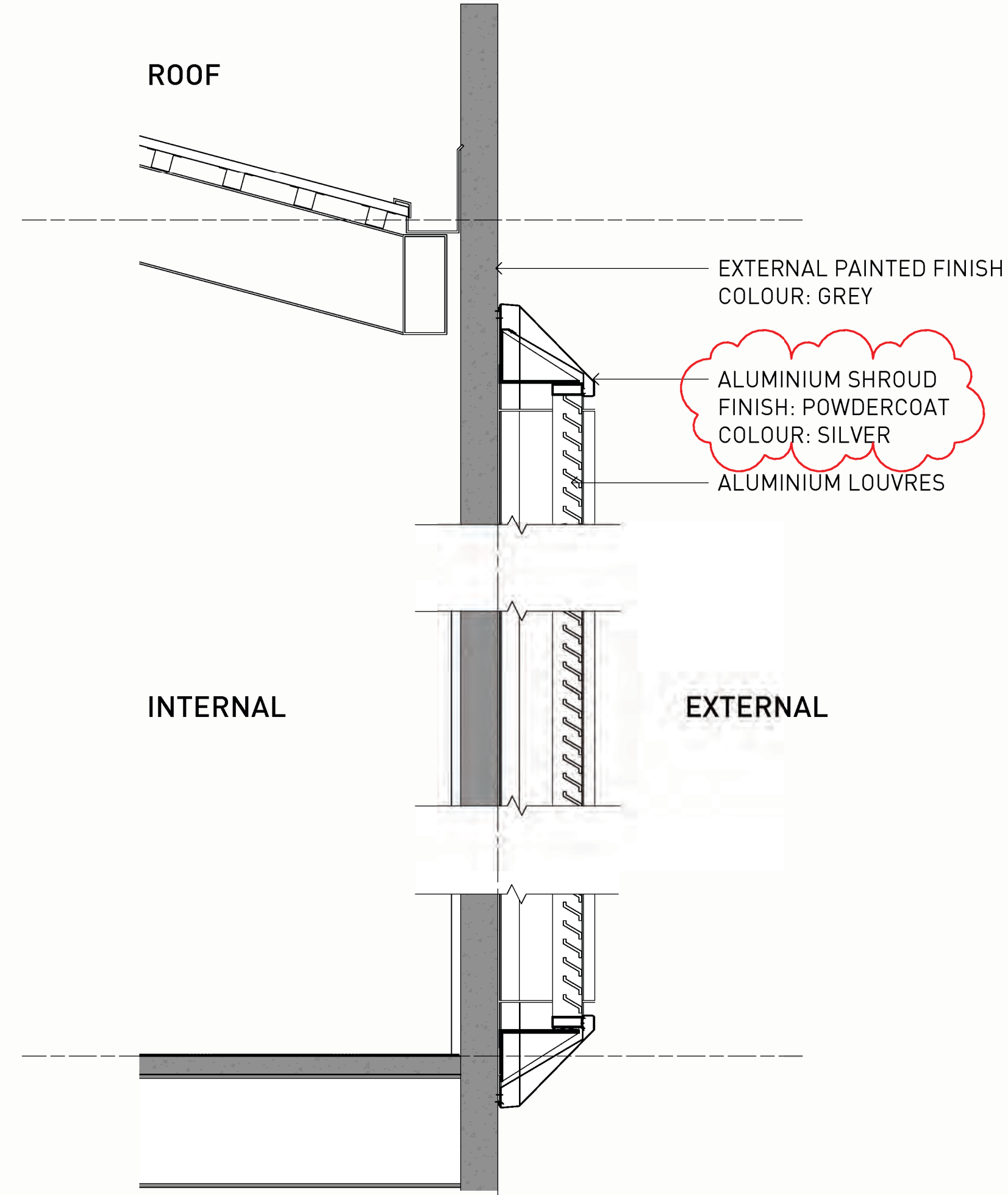
ALUMINIUM SHROUD
FINISH: POWDERCOAT
COLOUR: SILVER

ALUMINIUM LOUVRES

BASE OF BUILDING

1 FT-02 - TYPICAL EXTERNAL ELEVATION
1:25

ROOF



EXTERNAL PAINTED FINISH
COLOUR: GREY

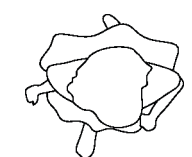
ALUMINIUM SHROUD
FINISH: POWDERCOAT
COLOUR: SILVER

ALUMINIUM LOUVRES

INTERNAL

EXTERNAL

2 FT-02 - TYPICAL SECTION
1:25



INTERNAL

EXISTING STRUCTURAL WALL

EXTERNAL

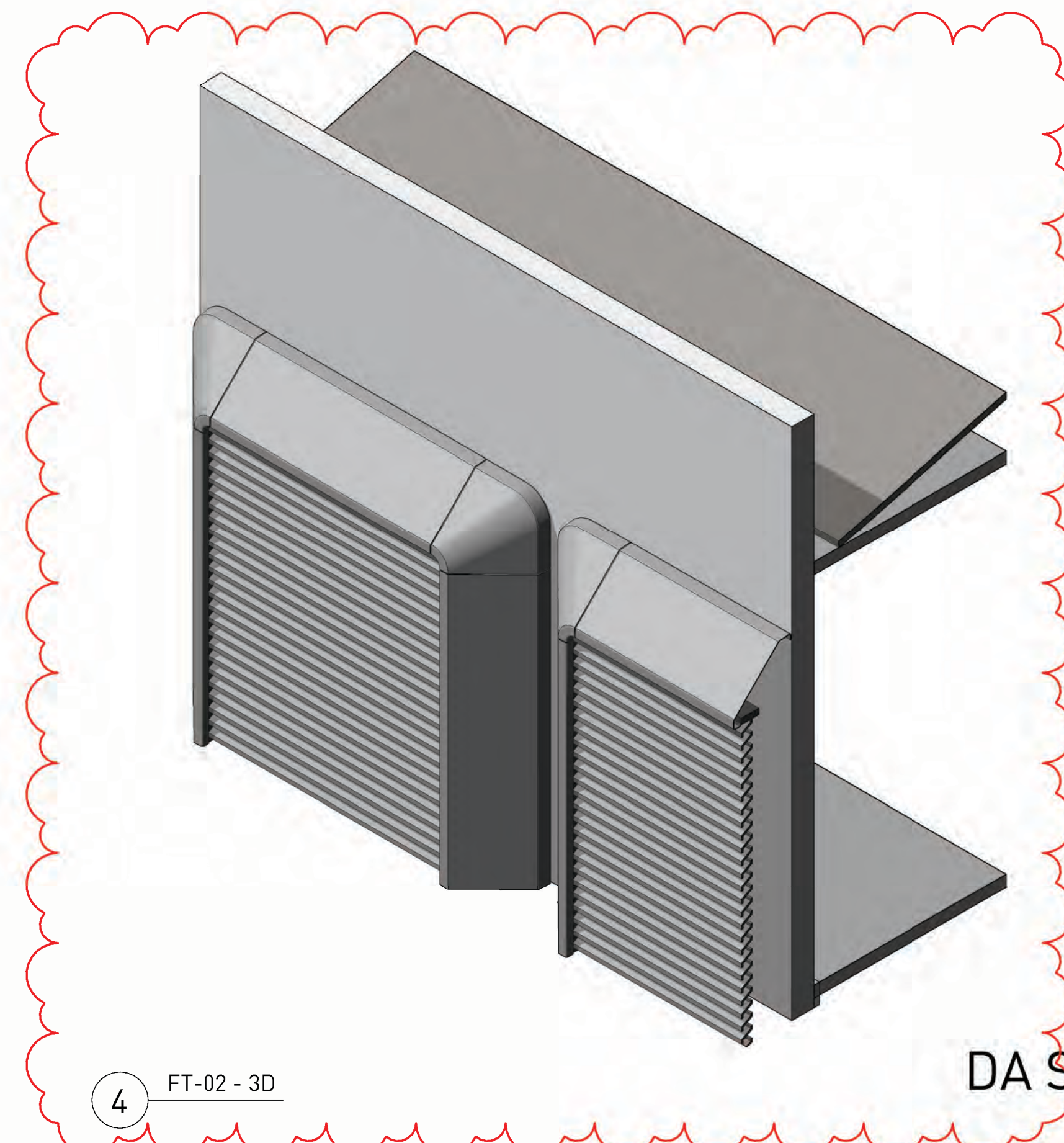
ALUMINIUM SHROUD
FINISH: POWDERCOAT
COLOUR: SILVER

ALUMINIUM LOUVRES

EXTERNAL PAINTED FINISH
COLOUR: GREY



3 FT-02 - TYPICAL PLAN
1:25



4 FT-02 - 3D

DA SUBMISSION

Notes

ALL EXISTING CONDITIONS TO BE CHECKED ON SITE. ALL DIMENSIONS AND SETOUTS TO BE VERIFIED PRIOR TO COMMENCEMENT ON SITE. ALL OMISSIONS OR DISCREPANCIES TO BE NOTIFIED TO THE ARCHITECT.

THE COPYRIGHT OF THIS DRAWING TOGETHER WITH ANY OTHER DOCUMENTS PREPARED BY SISSONS REMAINS THE PROPERTY OF SISSONS. SISSONS GRANTS LICENCE FOR THE USE OF THIS DOCUMENT FOR THE PURPOSE FOR WHICH IT IS INTENDED. THE LICENCE IS NOT TRANSFERABLE WITHOUT THE PERMISSION OF SISSONS.

Nominated Architect: Nick Sissons NSW ARB 7210

1. DESIGN RESOLUTION

- 1.1 The drawings show the general architectural intent for the purposes of this Development Application.
- 1.2 The internal layouts shown are indicative and subject to further detailed design development.
- 1.3 Dimensions given are general and subject to detailed design resolution.
- 1.4 Landscaping shown is indicative only and subject to further detailed design.
- 1.5 The location of plant, equipment and services as shown on drawings is indicative only and subject to further detailed design development. Minor elements eg flues, vent pipes, aeriats etc have been omitted for clarity.

2. GRAPHIC REPRESENTATION

- 2.1 Generic colours have been used on to indicate the design intent and are not accurate representations of the actual colours of the selected materials.
- 2.2 Colours on plans are used for diagrammatic purposes and do not reflect the colours of the selected materials.

3. EXISTING STRUCTURES AND SERVICES

- 3.1 The extent and location of the existing services and structures shown on drawings is based on the survey information provided to date. Final locations are to be determined on site.
- 3.2 Existing levels shown on the drawings are based upon the existing survey information provided or extrapolated from existing spot levels provided.
- 3.3 All levels are relative to the Australian Height Datum (AHD).

LEGEND

EXISTING STRUCTURE

Rev Date Revision Description

Rev	Date	Revision Description
A	19.10.22	DRAFT DA
1	20.04.23	DA SUBMISSION
2	14.02.24	AMENDED DA SUBMISSION

Client

The Trust Company (Australia) Limited as trustee for 201 Miller Sub Trust
c/o LaSalle Investment Management

Scale

1 : 25 @A1
(Half Scale @ A3)

Project

201 Miller Street

Architect

sissons.
a: Level 5, 53 Berry Street, North Sydney, NSW 2060.
p: 02 8904 1853

Drawing Title

FACADE TYPE 02 - DETAIL

Project No.	Drawing No.	Stage	Rev
22-005	DA-40-21	PLANNING	2

Notes
 ALL EXISTING CONDITIONS TO BE CHECKED ON SITE. ALL DIMENSIONS AND SETOUTS TO BE VERIFIED PRIOR TO COMMENCEMENT ON SITE. ALL OMISSIONS OR DISCREPANCIES TO BE NOTIFIED TO THE ARCHITECT.
 THE COPYRIGHT OF THIS DRAWING TOGETHER WITH ANY OTHER DOCUMENTS PREPARED BY SISSONS REMAINS THE PROPERTY OF SISSONS. SISSONS GRANTS LICENCE FOR THE USE OF THIS DOCUMENT FOR THE PURPOSE FOR WHICH IT IS INTENDED. THE LICENCE IS NOT TRANSFERABLE WITHOUT THE PERMISSION OF SISSONS.
 Nominated Architect: Nick Sissons NSW ARB 7210

- 1. DESIGN RESOLUTION**
 1.1 The drawings show the general architectural intent for the purposes of this Development Application.
 1.2 The internal layouts shown are indicative and subject to further detailed design development.
 1.3 Dimensions given are general and subject to detailed design resolution.
 1.4 Landscaping shown is indicative only and subject to further detailed design.
 1.5 The location of plant, equipment and services as shown on drawings is indicative only and subject to further detailed design development. Minor elements eg flues, vent pipes, arials etc have been omitted for clarity.
- 2. GRAPHIC REPRESENTATION**
 2.1 Generic colours have been used on to indicate the design intent and are not accurate representations of the actual colours of the selected materials.
 2.2 Colours on plans are used for diagrammatic purposes and do not reflect the colours of the selected materials.
- 3. EXISTING STRUCTURES AND SERVICES**
 3.1 The extent and location of the existing services and structures shown on drawings is based on the survey information provided to date. Final locations are to be determined on site.
 3.2 Existing levels shown on the drawings are based upon the existing survey information provided or extrapolated from existing spot levels provided.
 3.3 All levels are relative to the Australian Height Datum (AHD).

LEGEND
 EXISTING STRUCTURE

Rev	Date	Revision Description
A	19.10.22	DRAFT DA
1	20.04.23	DA SUBMISSION

Client
 The Trust Company (Australia) Limited as trustee for 201 Miller Sub Trust
 c/o LaSalle Investment Management

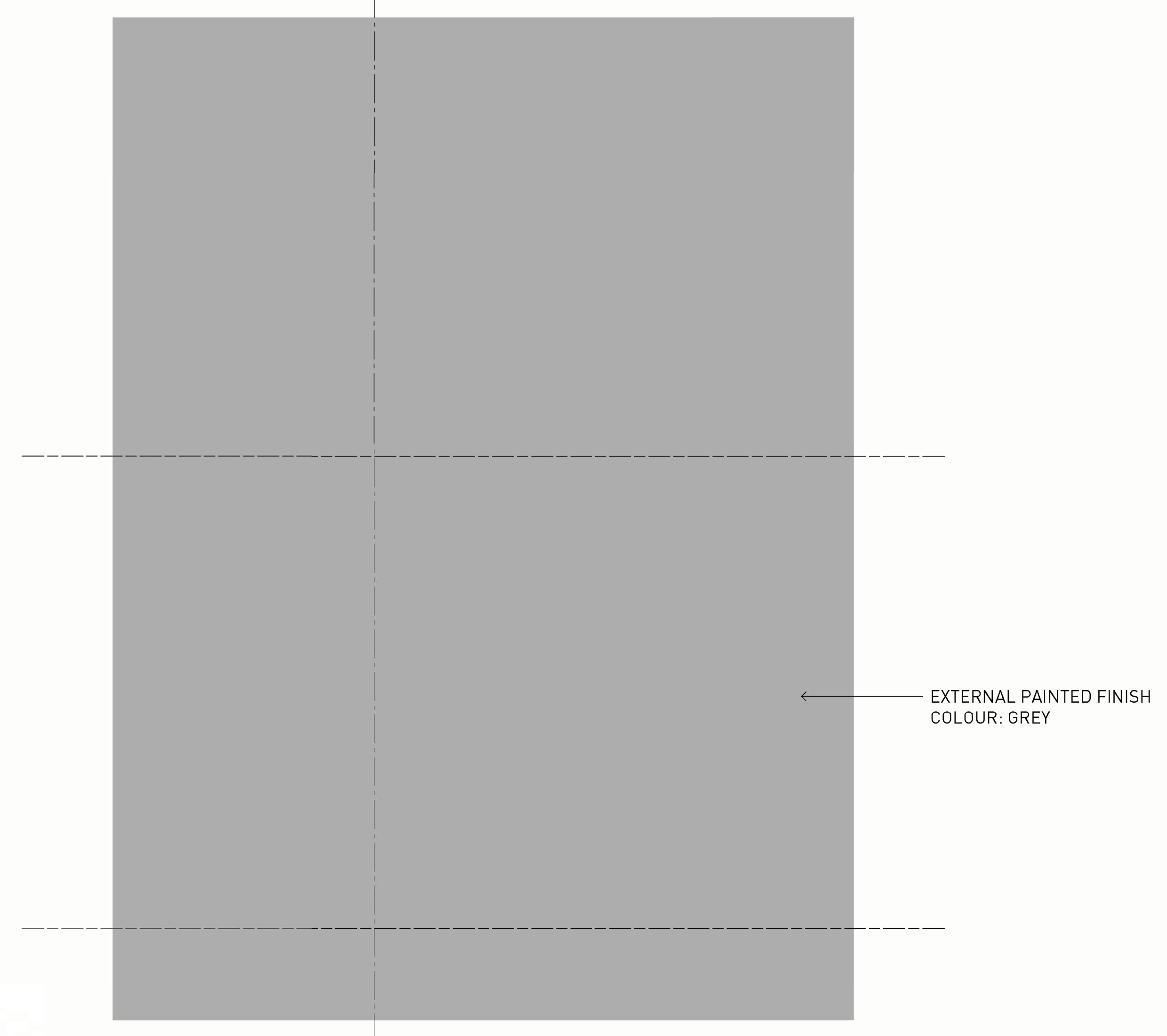
Scale
 1 : 25 @A1
 (Half Scale @ A3)

Project
 201 Miller Street

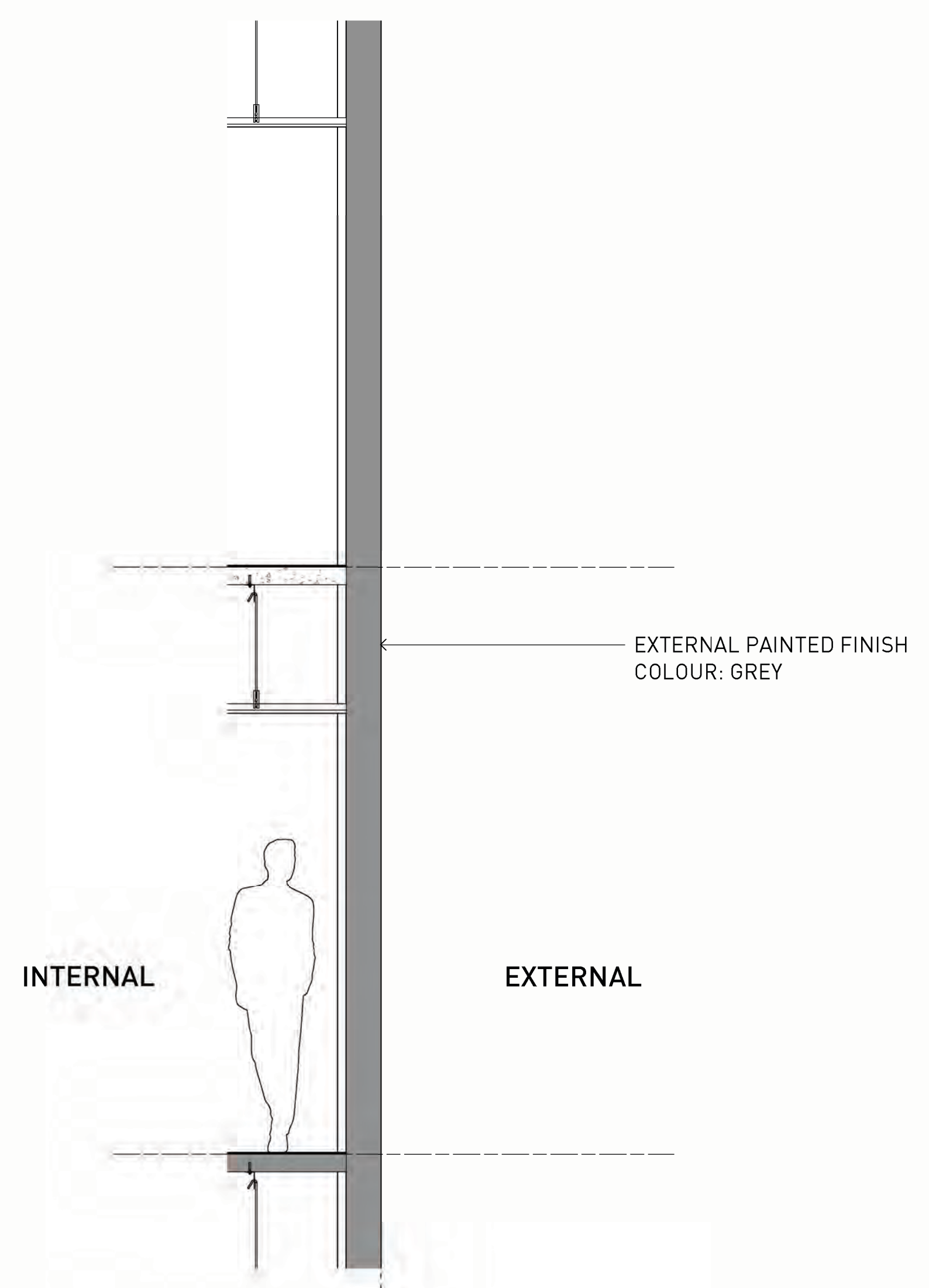
Architect
sissons.
 a: Level 5, 53 Berry Street, North Sydney, NSW 2060.
 p: 02 8904 1853

Drawing Title
 FACADE TYPE 03 - DETAIL

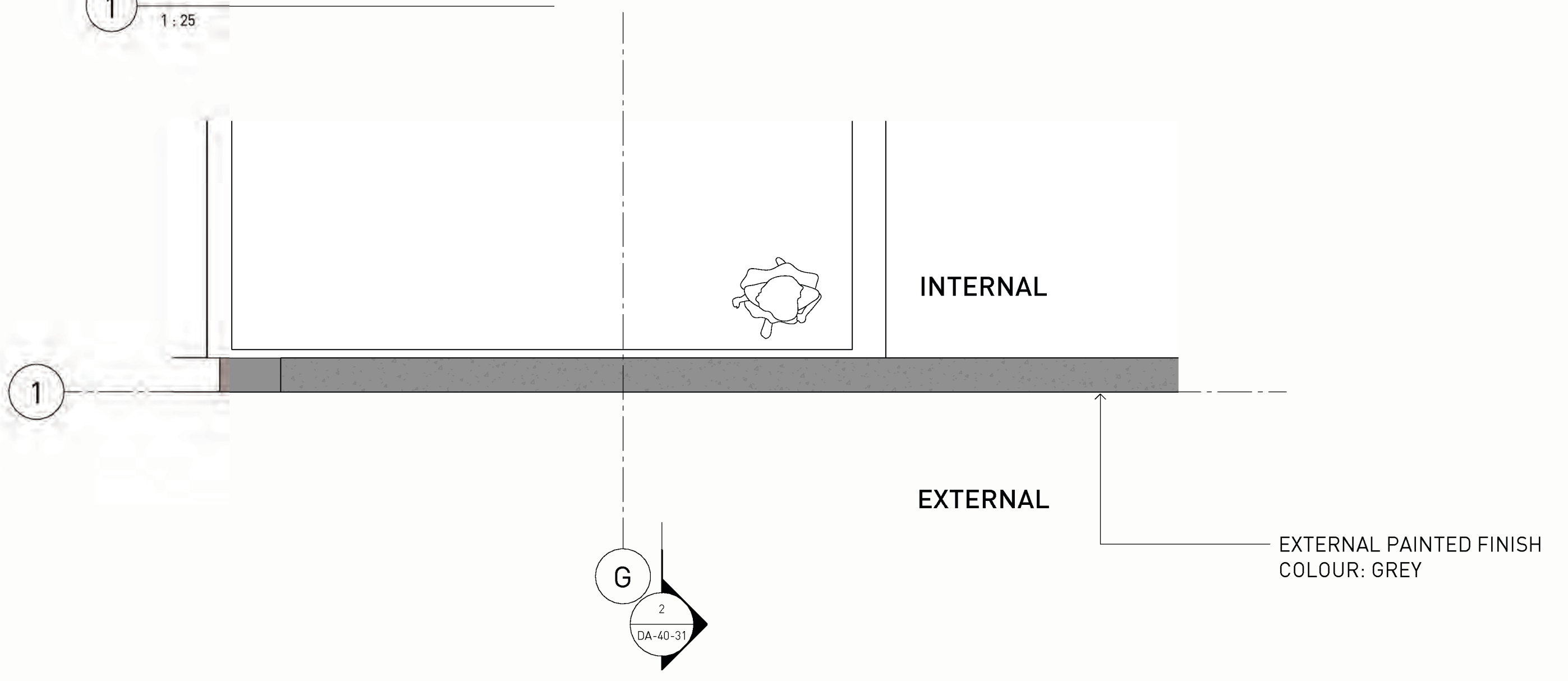
Project No.	Drawing No.	Stage	Rev
22-005	DA-40-31	PLANNING	1



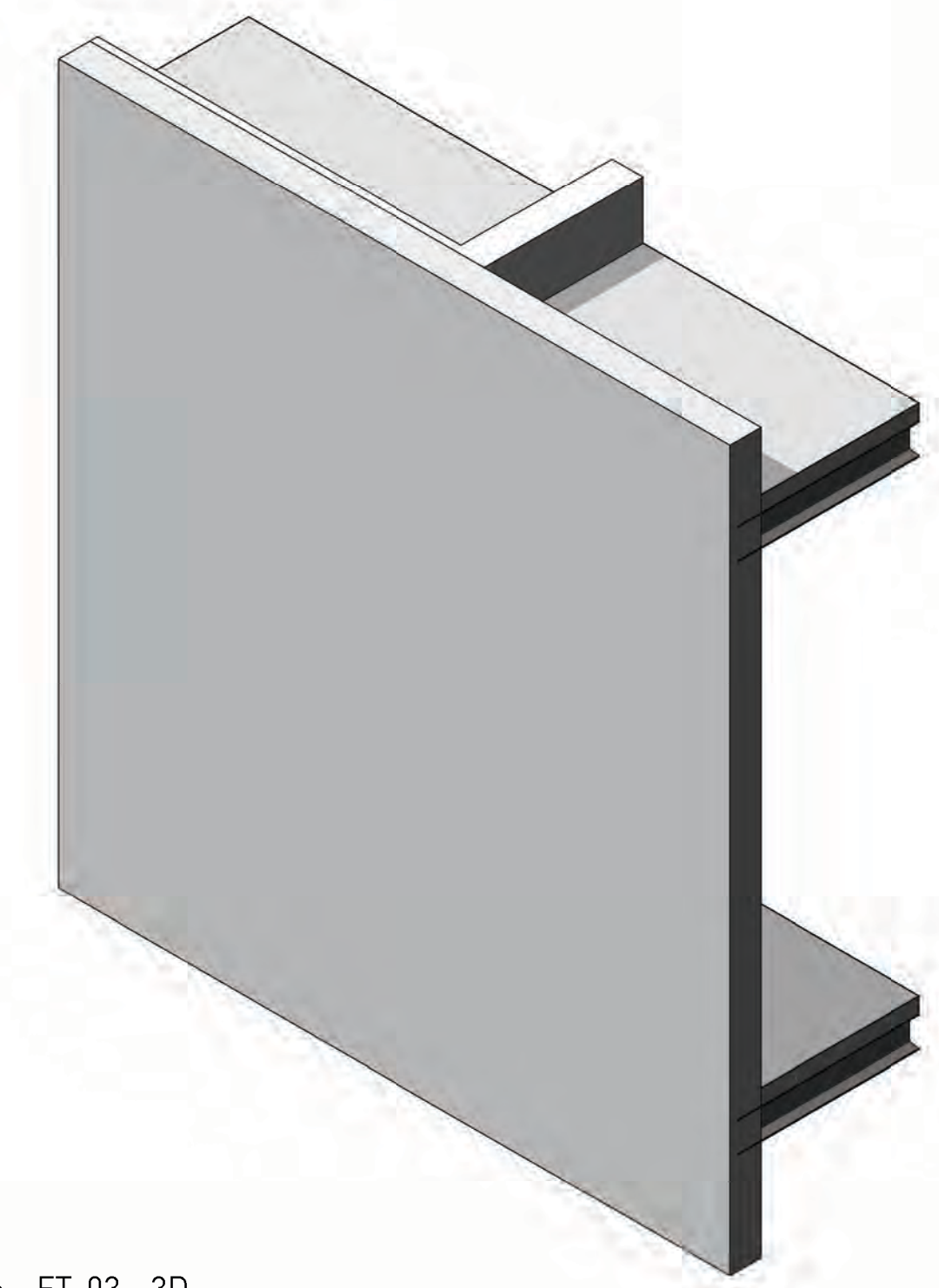
1 FT-03 - TYPICAL EXTERNAL ELEVATION
 1 : 25



2 FT-03 - TYPICAL SECTION
 1 : 25



3 FT-03 - TYPICAL PLAN
 1 : 25



4 FT-03 - 3D

DA SUBMISSION

Notes
 ALL EXISTING CONDITIONS TO BE CHECKED ON SITE. ALL DIMENSIONS AND SETOUTS TO BE VERIFIED PRIOR TO COMMENCEMENT ON SITE. ALL OMISSIONS OR DISCREPANCIES TO BE NOTIFIED TO THE ARCHITECT.
 THE COPYRIGHT OF THIS DRAWING TOGETHER WITH ANY OTHER DOCUMENTS PREPARED BY SISSONS REMAINS THE PROPERTY OF SISSONS. SISSONS GRANTS LICENCE FOR THE USE OF THIS DOCUMENT FOR THE PURPOSE FOR WHICH IT IS INTENDED. THE LICENCE IS NOT TRANSFERABLE WITHOUT THE PERMISSION OF SISSONS.

Nominated Architect: Nick Sissons NSW ARB 7210

- 1. DESIGN RESOLUTION**
 1.1 The drawings show the general architectural intent for the purposes of this Development Application.
 1.2 The internal layouts shown are indicative and subject to further detailed design development.
 1.3 Dimensions given are general and subject to detailed design resolution.
 1.4 Landscaping shown is indicative only and subject to further detailed design.
 1.5 The location of plant, equipment and services as shown on drawings is indicative only and subject to further detailed design development. Minor elements eg flues, vent pipes, aeriats etc have been omitted for clarity.
- 2. GRAPHIC REPRESENTATION**
 2.1 Generic colours have been used on to indicate the design intent and are not accurate representations of the actual colours of the selected materials.
 2.2 Colours on plans are used for diagrammatic purposes and do not reflect the colours of the selected materials.
- 3. EXISTING STRUCTURES AND SERVICES**
 3.1 The extent and location of the existing services and structures shown on drawings is based on the survey information provided to date. Final locations are to be determined on site.
 3.2 Existing levels shown on the drawings are based upon the existing survey information provided or extrapolated from existing spot levels provided.
 3.3 All levels are relative to the Australian Height Datum (AHD).

Rev	Date	Revision Description
A	19.10.22	DRAFT DA
1	20.04.23	DA SUBMISSION
2	14.02.24	AMENDED DA SUBMISSION

Client
 The Trust Company (Australia) Limited as trustee for 201 Miller Sub Trust
 c/o LaSalle Investment Management

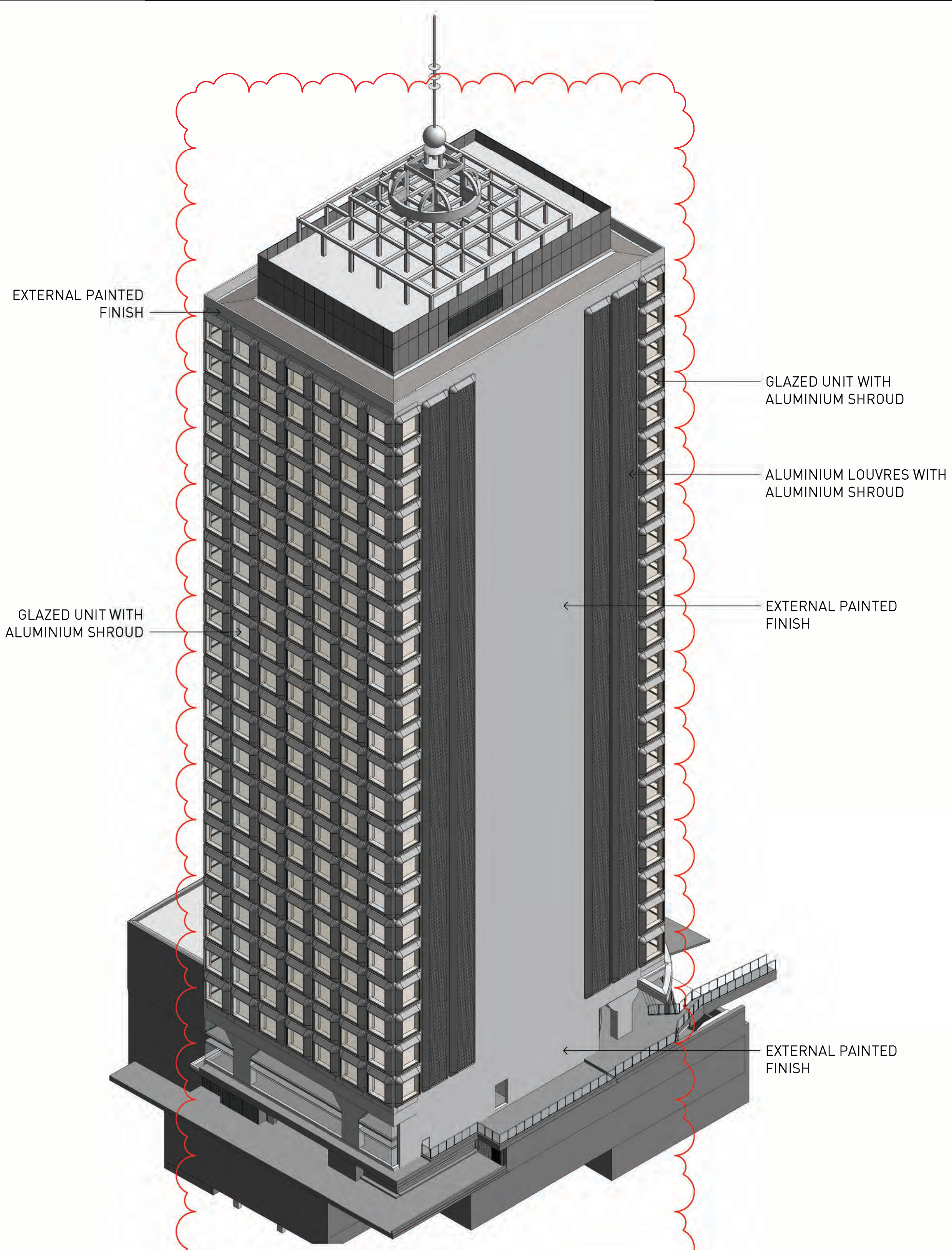
Scale
 @A1
 (Half Scale @ A3)

Project
 201 Miller Street

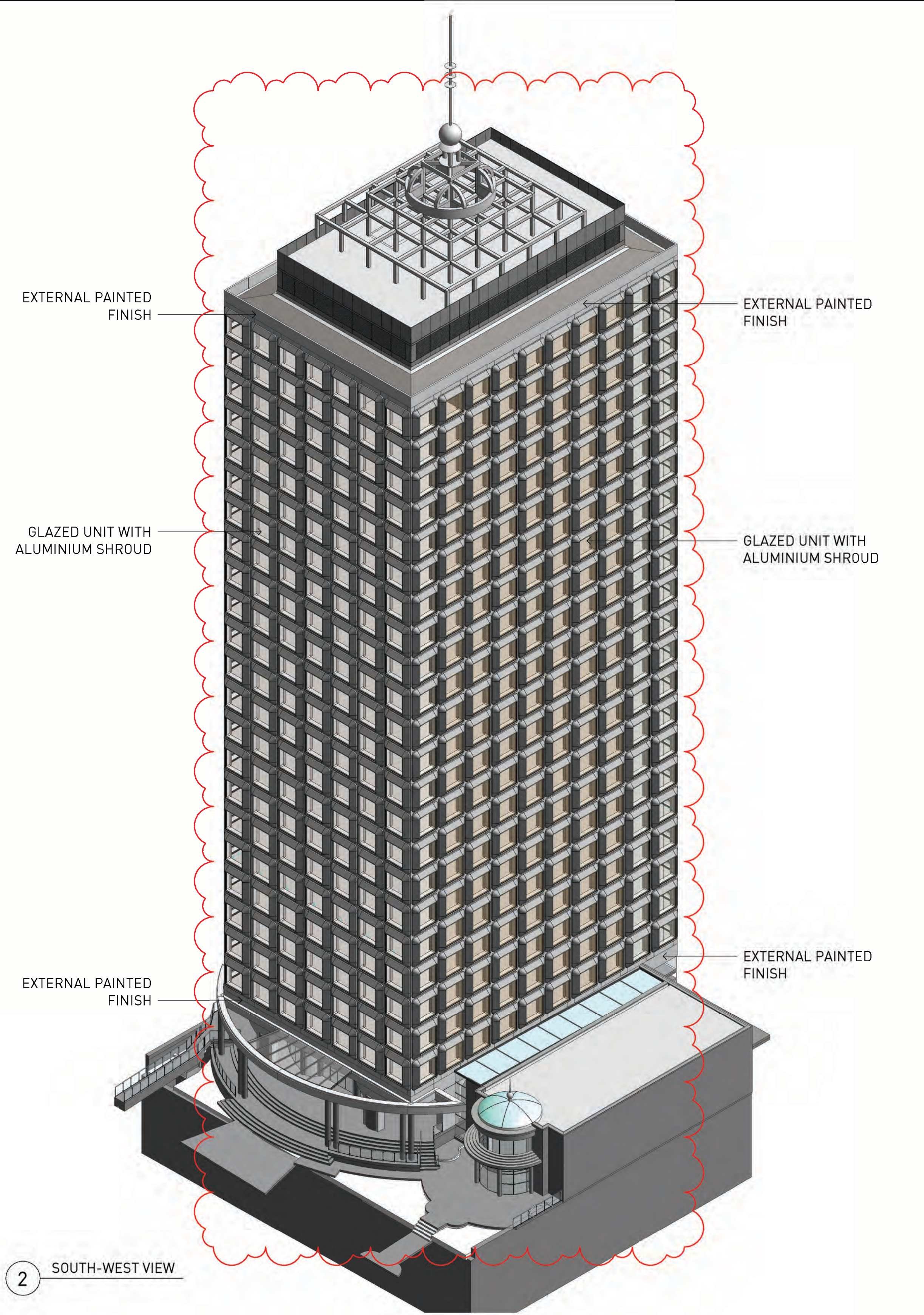
Architect
sissons.
 a: Level 5, 53 Berry Street, North Sydney, NSW 2060.
 p: 02 8904 1853

Drawing Title
 MATERIAL BOARD

Project No.	Drawing No.	Stage	Rev
22-005	DA-45-01	PLANNING	2



1 NORTH-EAST VIEW



2 SOUTH-WEST VIEW



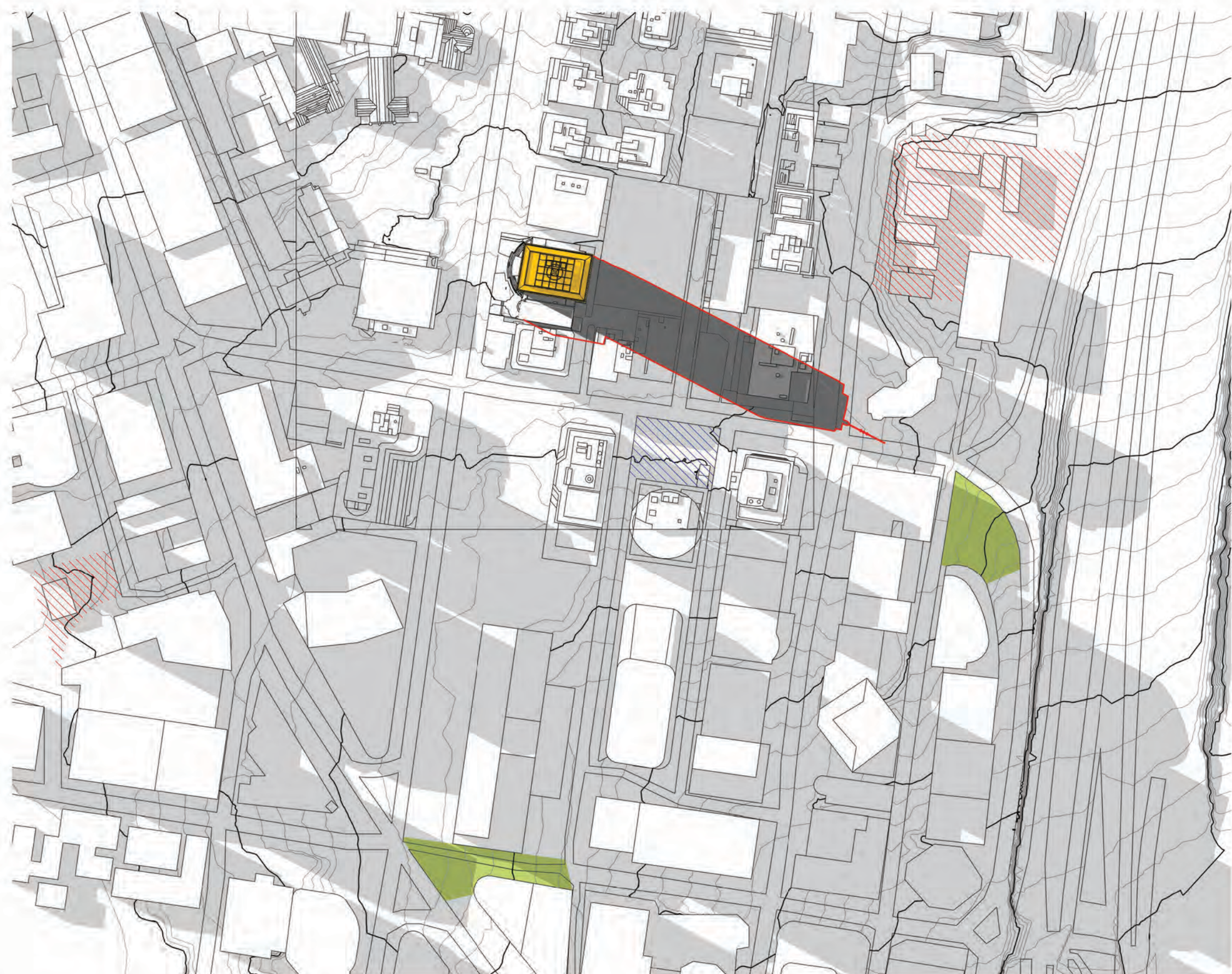
DA SUBMISSION



1 SPRING EQUINOX 0900 - EXISTING
1 : 2000



2 SPRING EQUINOX 1200 - EXISTING
1 : 2000



3 SPRING EQUINOX 1500 - EXISTING
1 : 2000

Notes
ALL EXISTING CONDITIONS TO BE CHECKED ON SITE. ALL DIMENSIONS AND SETOUTS TO BE VERIFIED PRIOR TO COMMENCEMENT ON SITE. ALL OMISSIONS OR DISCREPANCIES TO BE NOTIFIED TO THE ARCHITECT.

THE COPYRIGHT OF THIS DRAWING TOGETHER WITH ANY OTHER DOCUMENTS PREPARED BY SISSONS REMAINS THE PROPERTY OF SISSONS. SISSONS GRANTS LICENCE FOR THE USE OF THIS DOCUMENT FOR THE PURPOSE FOR WHICH IT IS INTENDED. THE LICENCE IS NOT TRANSFERABLE WITHOUT THE PERMISSION OF SISSONS.

Nominated Architect: Nick Sissons NSW ARB 7210

- 1. DESIGN RESOLUTION**
1.1 The drawings show the general architectural intent for the purposes of this Development Application.
1.2 The internal layouts shown are indicative and subject to further detailed design development.
1.3 Dimensions given are general and subject to detailed design resolution.
1.4 Landscaping shown is indicative only and subject to further detailed design.
1.5 The location of plant, equipment and services as shown on drawings is indicative only and subject to further detailed design development. Minor elements eg flues, vent pipes, arials etc have been omitted for clarity.
- 2. GRAPHIC REPRESENTATION**
2.1 Generic colours have been used on to indicate the design intent and are not accurate representations of the actual colours of the selected materials.
2.2 Colours on plans are used for diagrammatic purposes and do not reflect the colours of the selected materials.
- 3. EXISTING STRUCTURES AND SERVICES**
3.1 The extent and location of the existing services and structures shown on drawings is based on the survey information provided to date. Final locations are to be determined on site.
3.2 Existing levels shown on the drawings are based upon the existing survey information provided or extrapolated from existing spot levels provided.
3.3 All levels are relative to the Australian Height Datum (AHD).

- LEGEND**
- PUBLIC SQUARES
 - AREA OF SIGNIFICANCE
 - PUBLIC RECREATION (RE1)
 - BUILDING FOOTPRINT
 - SHADOW CAST
 - EXISTING SHADOW EXTENT
 - PROPOSED SHADOW EXTENT

Rev	Date	Revision Description
A	19.10.22	DRAFT DA
1	20.04.23	DA SUBMISSION

Client
The Trust Company (Australia) Limited as trustee for 201 Miller Sub Trust
c/o LaSalle Investment Management

Scale
1 : 2000 @A1
(Half Scale @ A3)

North

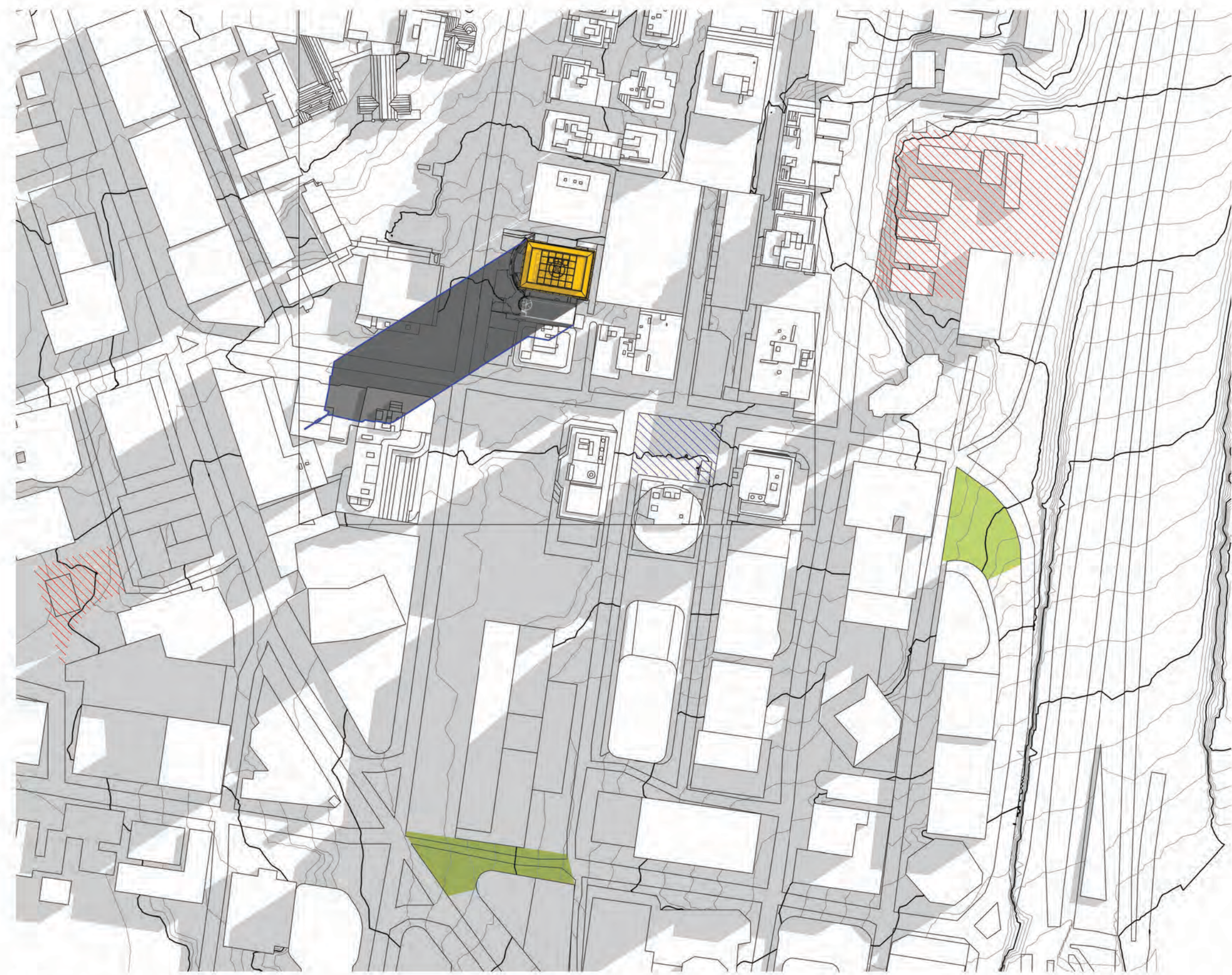
Project
201 Miller Street

Architect
sissons.
a: Level 5, 53 Berry Street, North Sydney, NSW 2060.
p: 02 8904 1853

Drawing Title
EXISTING SHADOW DIAGRAMS - SPRING EQUINOX

Project No.	Drawing No.	Stage	Rev
22-005	DA-50-11	PLANNING	1

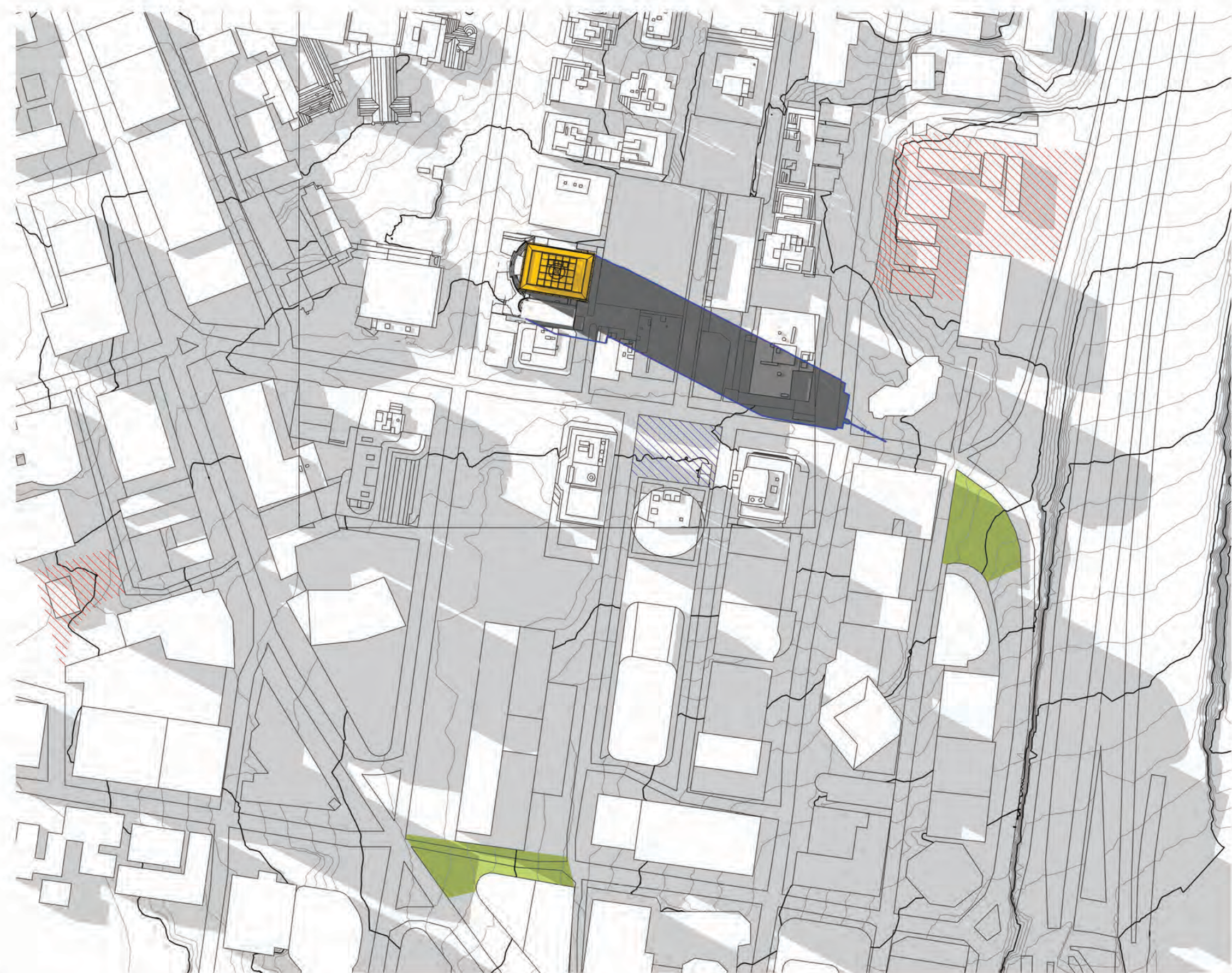
DA SUBMISSION



1 SPRING EQUINOX 0900 - PROPOSED
1 : 2000



2 SPRING EQUINOX 1200 - PROPOSED
1 : 2000



3 SPRING EQUINOX 1500 - PROPOSED
1 : 2000

Notes

ALL EXISTING CONDITIONS TO BE CHECKED ON SITE. ALL DIMENSIONS AND SETOUTS TO BE VERIFIED PRIOR TO COMMENCEMENT ON SITE. ALL OMISSIONS OR DISCREPANCIES TO BE NOTIFIED TO THE ARCHITECT.

THE COPYRIGHT OF THIS DRAWING TOGETHER WITH ANY OTHER DOCUMENTS PREPARED BY SISSONS REMAINS THE PROPERTY OF SISSONS. SISSONS GRANTS LICENCE FOR THE USE OF THIS DOCUMENT FOR THE PURPOSE FOR WHICH IT IS INTENDED. THE LICENCE IS NOT TRANSFERABLE WITHOUT THE PERMISSION OF SISSONS.

Nominated Architect: Nick Sissons NSW ARB 7210

- 1. DESIGN RESOLUTION**
- 1.1 The drawings show the general architectural intent for the purposes of this Development Application.
 - 1.2 The internal layouts shown are indicative and subject to further detailed design development.
 - 1.3 Dimensions given are general and subject to detailed design resolution.
 - 1.4 Landscaping shown is indicative only and subject to further detailed design.
 - 1.5 The location of plant, equipment and services as shown on drawings is indicative only and subject to further detailed design development. Minor elements eg flues, vent pipes, arials etc have been omitted for clarity.
- 2. GRAPHIC REPRESENTATION**
- 2.1 Generic colours have been used on to indicate the design intent and are not accurate representations of the actual colours of the selected materials.
 - 2.2 Colours on plans are used for diagrammatic purposes and do not reflect the colours of the selected materials.
- 3. EXISTING STRUCTURES AND SERVICES**
- 3.1 The extent and location of the existing services and structures shown on drawings is based on the survey information provided to date. Final locations are to be determined on site.
 - 3.2 Existing levels shown on the drawings are based upon the existing survey information provided or extrapolated from existing spot levels provided.
 - 3.3 All levels are relative to the Australian Height Datum (AHD).

LEGEND

- PUBLIC SQUARES
- AREA OF SIGNIFICANCE
- PUBLIC RECREATION (RE1)
- BUILDING FOOTPRINT
- SHADOW CAST
- EXISTING SHADOW EXTENT
- PROPOSED SHADOW EXTENT

Rev Date Revision Description

Rev	Date	Revision Description
1	20.04.23	DA SUBMISSION

Client
The Trust Company (Australia) Limited as trustee for 201 Miller Sub Trust
c/o LaSalle Investment Management

Scale
1 : 2000 (A1)
(Half Scale @ A3)

North

Project
201 Miller Street

Architect
sissons.
a: Level 5, 53 Berry Street, North Sydney, NSW 2060.
p: 02 8904 1853

Drawing Title
PROPOSED SHADOW DIAGRAMS - SPRING EQUINOX

Project No.	Drawing No.	Stage	Rev
22-005	DA-50-12	PLANNING	1

DA SUBMISSION








Notes

ALL EXISTING CONDITIONS TO BE CHECKED ON SITE. ALL DIMENSIONS AND SETOUTS TO BE VERIFIED PRIOR TO COMMENCEMENT ON SITE. ALL OMISSIONS OR DISCREPANCIES TO BE NOTIFIED TO THE ARCHITECT.

THE COPYRIGHT OF THIS DRAWING TOGETHER WITH ANY OTHER DOCUMENTS PREPARED BY SISSONS REMAINS THE PROPERTY OF SISSONS. SISSONS GRANTS LICENCE FOR THE USE OF THIS DOCUMENT FOR THE PURPOSE FOR WHICH IT IS INTENDED. THE LICENCE IS NOT TRANSFERABLE WITHOUT THE PERMISSION OF SISSONS.

Nominated Architect: Nick Sissons NSW ARB 7210

- 1. DESIGN RESOLUTION**
- 1.1 The drawings show the general architectural intent for the purposes of this Development Application.
 - 1.2 The internal layouts shown are indicative and subject to further detailed design development.
 - 1.3 Dimensions given are general and subject to detailed design resolution.
 - 1.4 Landscaping shown is indicative only and subject to further detailed design.
 - 1.5 The location of plant, equipment and services as shown on drawings is indicative only and subject to further detailed design development. Minor elements eg flues, vent pipes, aerials etc have been omitted for clarity.
- 2. GRAPHIC REPRESENTATION**
- 2.1 Generic colours have been used on to indicate the design intent and are not accurate representations of the actual colours of the selected materials.
 - 2.2 Colours on plans are used for diagrammatic purposes and do not reflect the colours of the selected materials.
- 3. EXISTING STRUCTURES AND SERVICES**
- 3.1 The extent and location of the existing services and structures shown on drawings is based on the survey information provided to date. Final locations are to be determined on site.
 - 3.2 Existing levels shown on the drawings are based upon the existing survey information provided or extrapolated from existing spot levels provided.
 - 3.3 All levels are relative to the Australian Height Datum (AHD).

- LEGEND**
-  PUBLIC SQUARES
 -  AREA OF SIGNIFICANCE
 -  PUBLIC RECREATION (RE1)
 -  BUILDING FOOTPRINT
 -  SHADOW CAST
 -  EXISTING SHADOW EXTENT
 -  PROPOSED SHADOW EXTENT

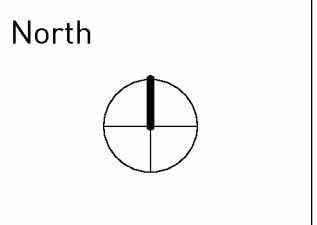
Rev	Date	Revision Description
A	19.10.22	DRAFT DA
1	20.04.23	DA SUBMISSION

Client

The Trust Company (Australia) Limited as trustee for 201 Miller Sub Trust
c/o LaSalle Investment Management

Scale

1 : 2000 @A1
(Half Scale @ A3)



Project

201 Miller Street

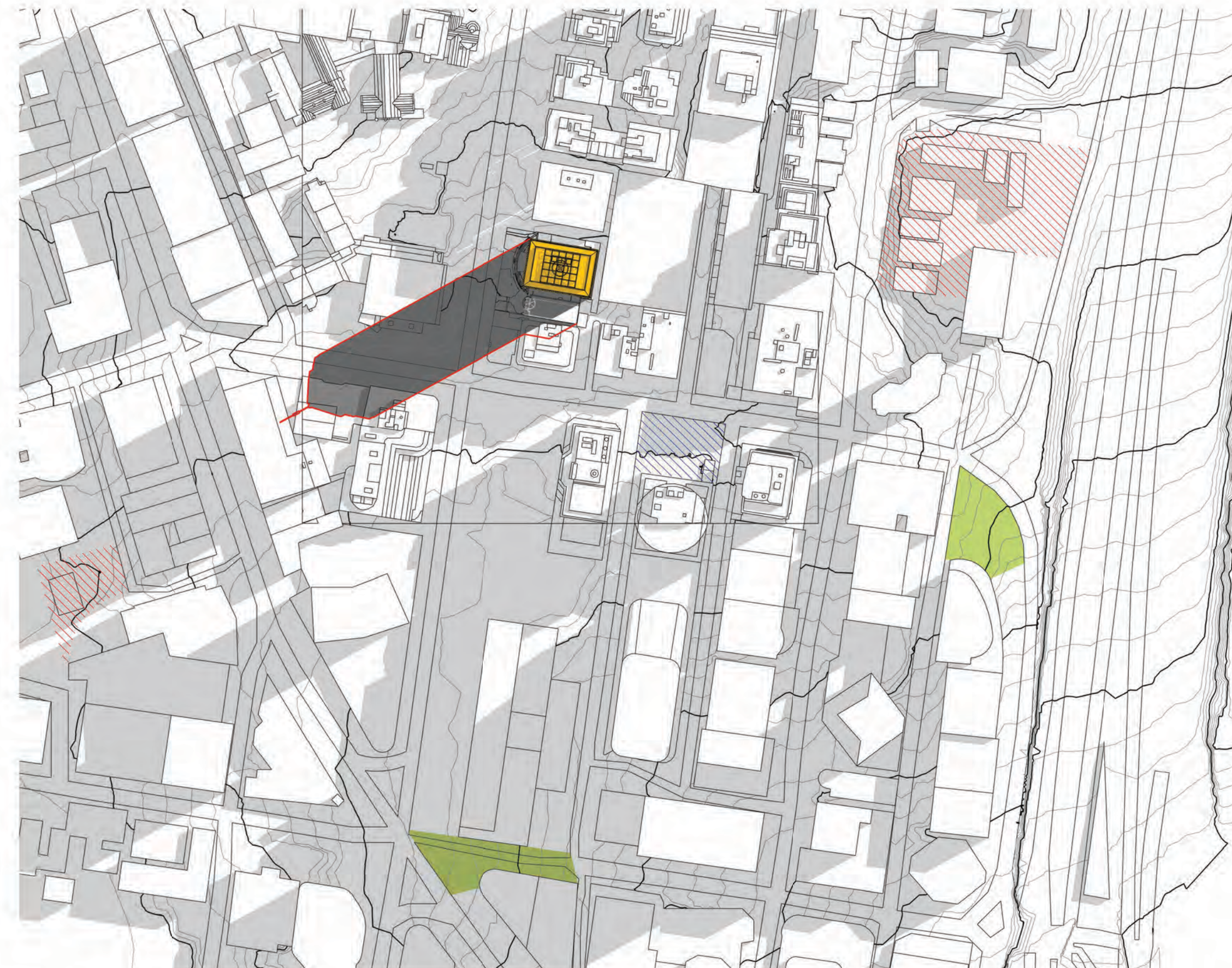
Architect

sissons.
a: Level 5, 53 Berry Street, North Sydney, NSW 2060.
p: 02 8904 1853

Drawing Title

EXISTING SHADOW DIAGRAMS - AUTUMN EQUINOX

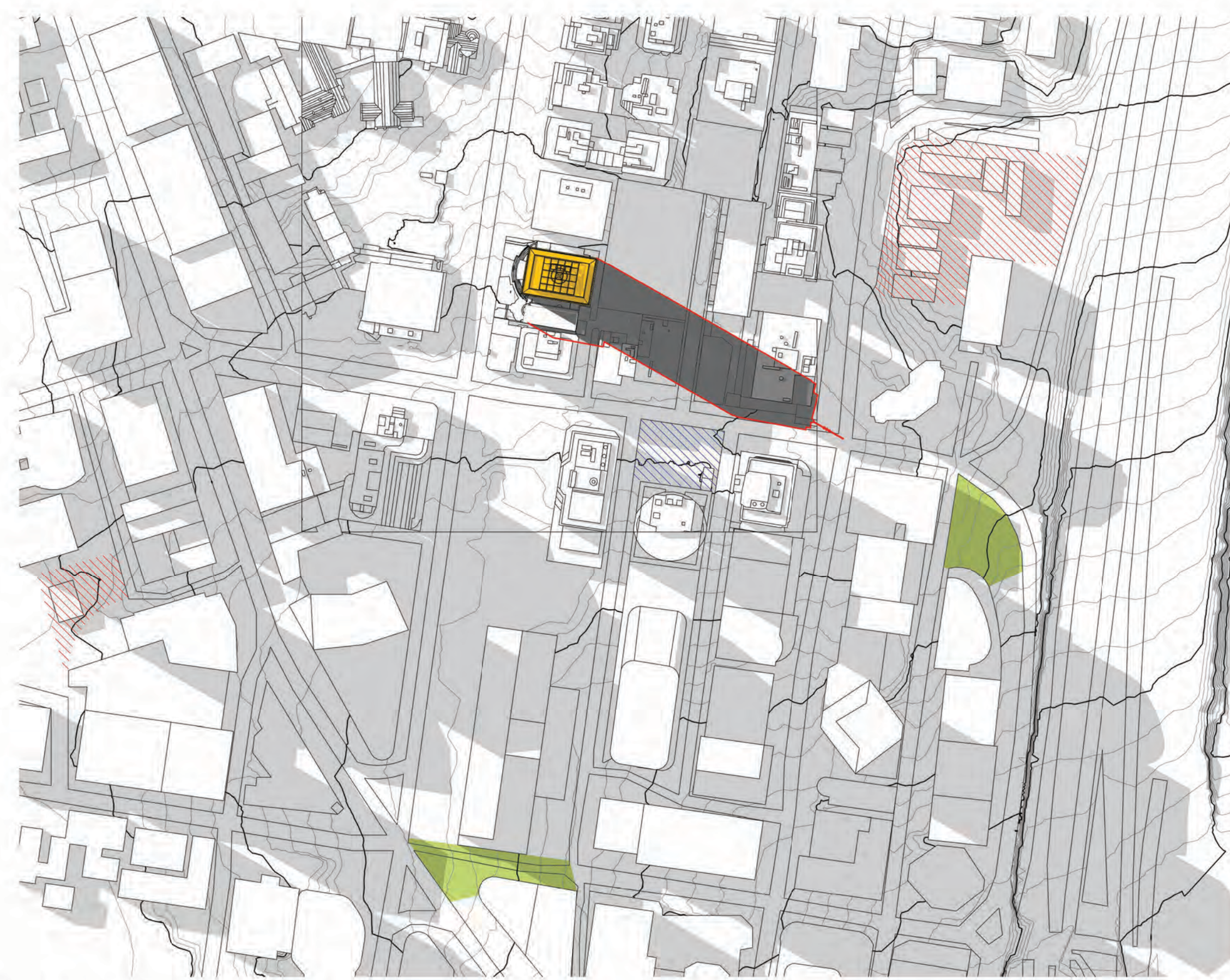
Project No.	Drawing No.	Stage	Rev
22-005	DA-50-21	PLANNING	1



1 AUTUMN EQUINOX 0900 - EXISTING
1 : 2000

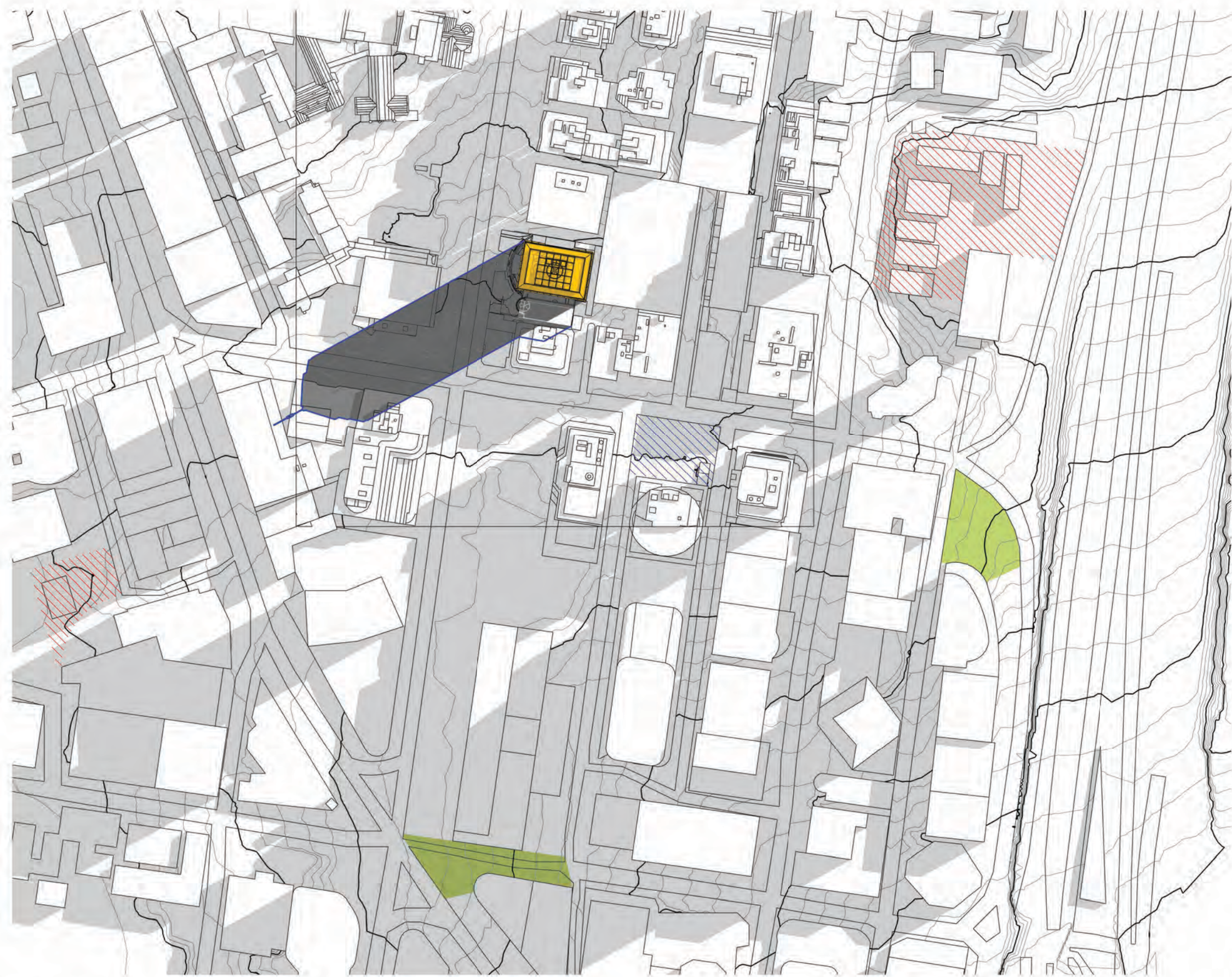


2 AUTUMN EQUINOX 1200 - EXISTING
1 : 2000

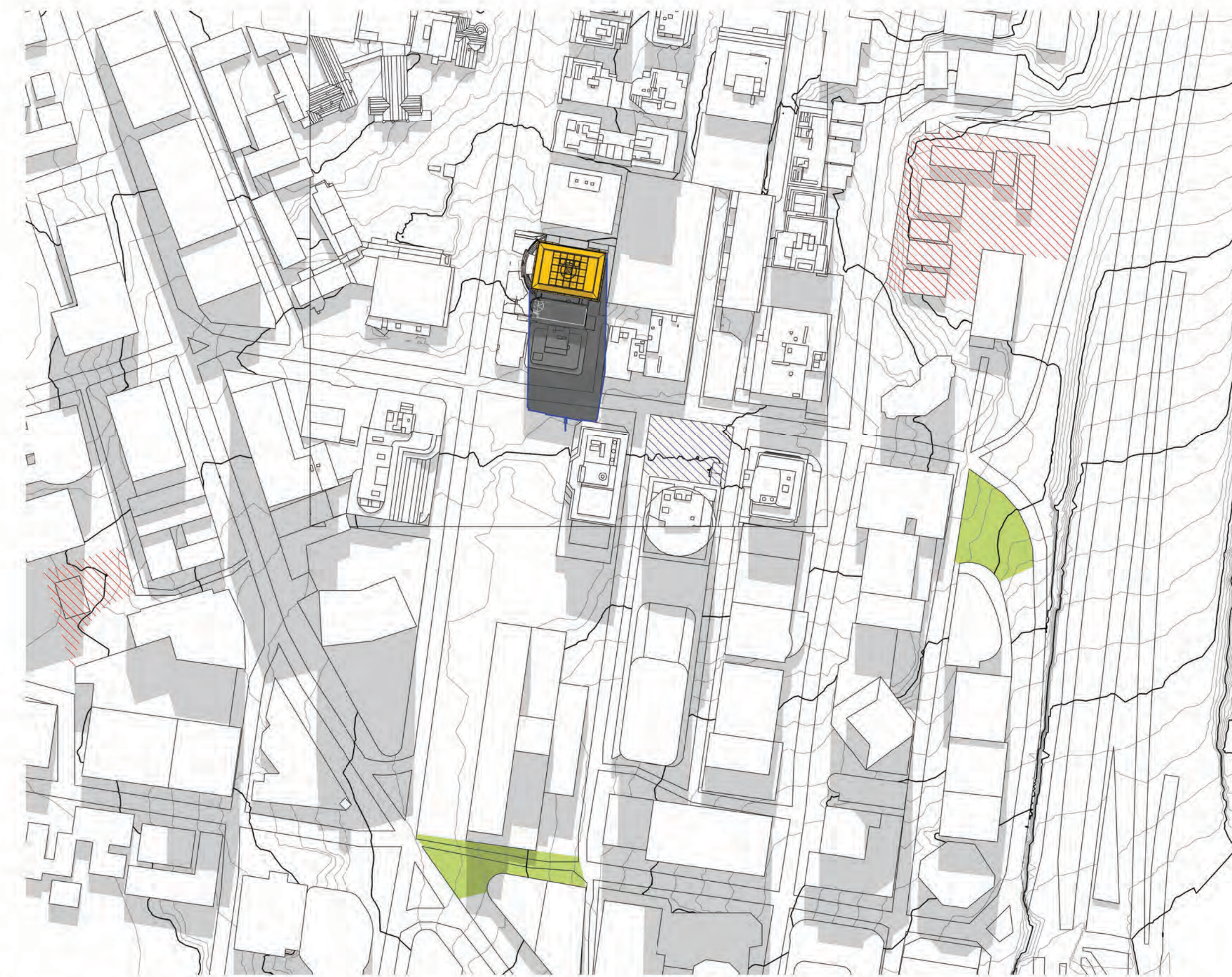


3 AUTUMN EQUINOX 1500 - EXISTING
1 : 2000

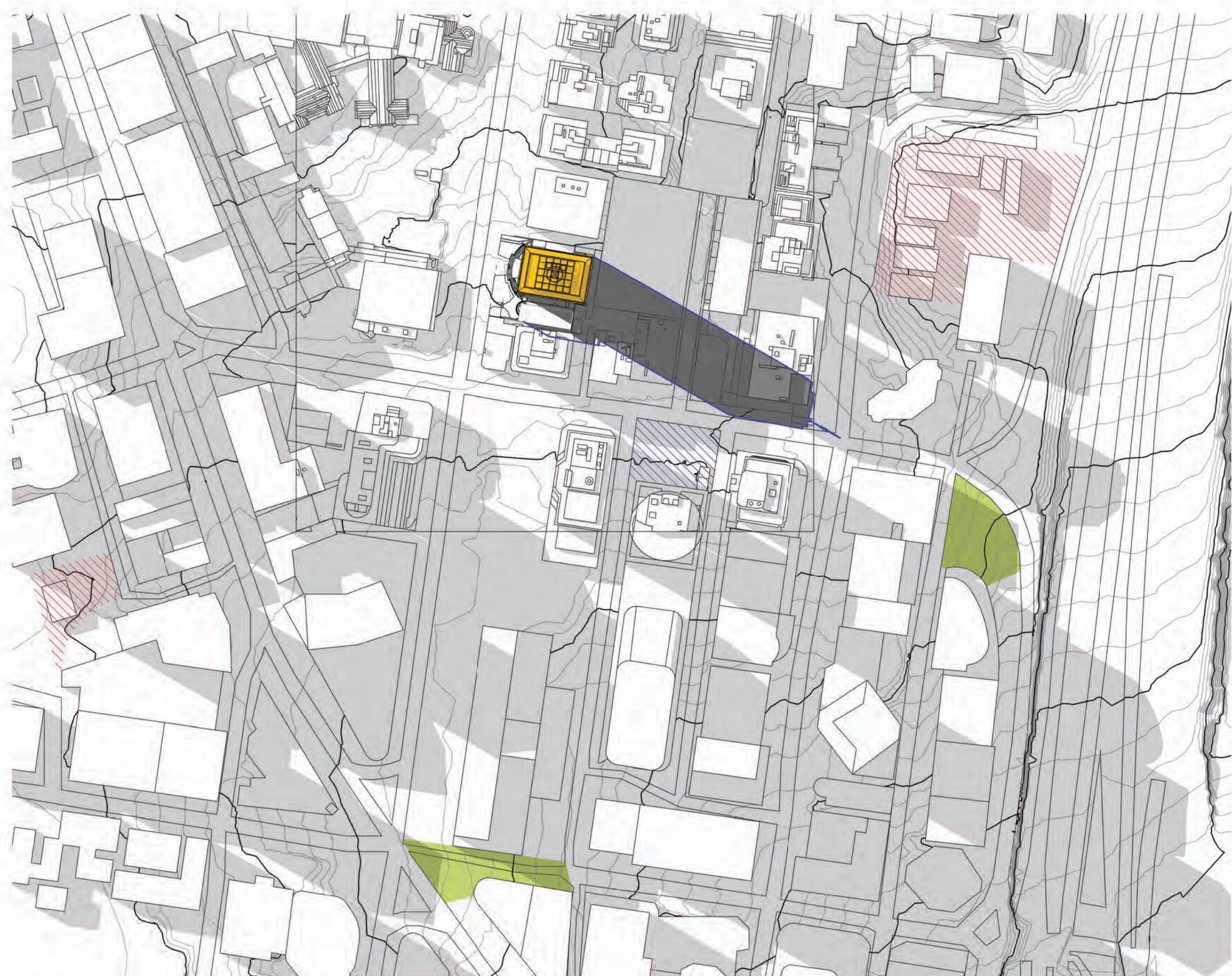
DA SUBMISSION



1 AUTUMN EQUINOX 0900 - PROPOSED
1 : 2000



2 AUTUMN EQUINOX 1200 - PROPOSED
1 : 2000



3 AUTUMN EQUINOX 1500 - PROPOSED
1 : 2000

Notes

ALL EXISTING CONDITIONS TO BE CHECKED ON SITE. ALL DIMENSIONS AND SETOUTS TO BE VERIFIED PRIOR TO COMMENCEMENT ON SITE. ALL OMISSIONS OR DISCREPANCIES TO BE NOTIFIED TO THE ARCHITECT.

THE COPYRIGHT OF THIS DRAWING TOGETHER WITH ANY OTHER DOCUMENTS PREPARED BY SISSONS REMAINS THE PROPERTY OF SISSONS. SISSONS GRANTS LICENCE FOR THE USE OF THIS DOCUMENT FOR THE PURPOSE FOR WHICH IT IS INTENDED. THE LICENCE IS NOT TRANSFERABLE WITHOUT THE PERMISSION OF SISSONS.

Nominated Architect: Nick Sissons NSW ARB 7210

- 1. DESIGN RESOLUTION**
- 1.1 The drawings show the general architectural intent for the purposes of this Development Application.
 - 1.2 The internal layouts shown are indicative and subject to further detailed design development.
 - 1.3 Dimensions given are general and subject to detailed design resolution.
 - 1.4 Landscaping shown is indicative only and subject to further detailed design.
 - 1.5 The location of plant, equipment and services as shown on drawings is indicative only and subject to further detailed design development. Minor elements eg flues, vent pipes, arials etc have been omitted for clarity.
- 2. GRAPHIC REPRESENTATION**
- 2.1 Generic colours have been used on to indicate the design intent and are not accurate representations of the actual colours of the selected materials.
 - 2.2 Colours on plans are used for diagrammatic purposes and do not reflect the colours of the selected materials.
- 3. EXISTING STRUCTURES AND SERVICES**
- 3.1 The extent and location of the existing services and structures shown on drawings is based on the survey information provided to date. Final locations are to be determined on site.
 - 3.2 Existing levels shown on the drawings are based upon the existing survey information provided or extrapolated from existing spot levels provided.
 - 3.3 All levels are relative to the Australian Height Datum (AHD).

LEGEND

- PUBLIC SQUARES
- AREA OF SIGNIFICANCE
- PUBLIC RECREATION (RE1)
- BUILDING FOOTPRINT
- SHADOW CAST
- EXISTING SHADOW EXTENT
- PROPOSED SHADOW EXTENT

Rev Date Revision Description

Rev	Date	Revision Description
1	20.04.23	DA SUBMISSION

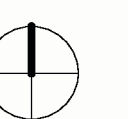
Client

The Trust Company (Australia) Limited as trustee for 201 Miller Sub Trust
c/o LaSalle Investment Management

Scale

1 : 2000 (A1)
(Half Scale @ A3)

North



Project

201 Miller Street

Architect

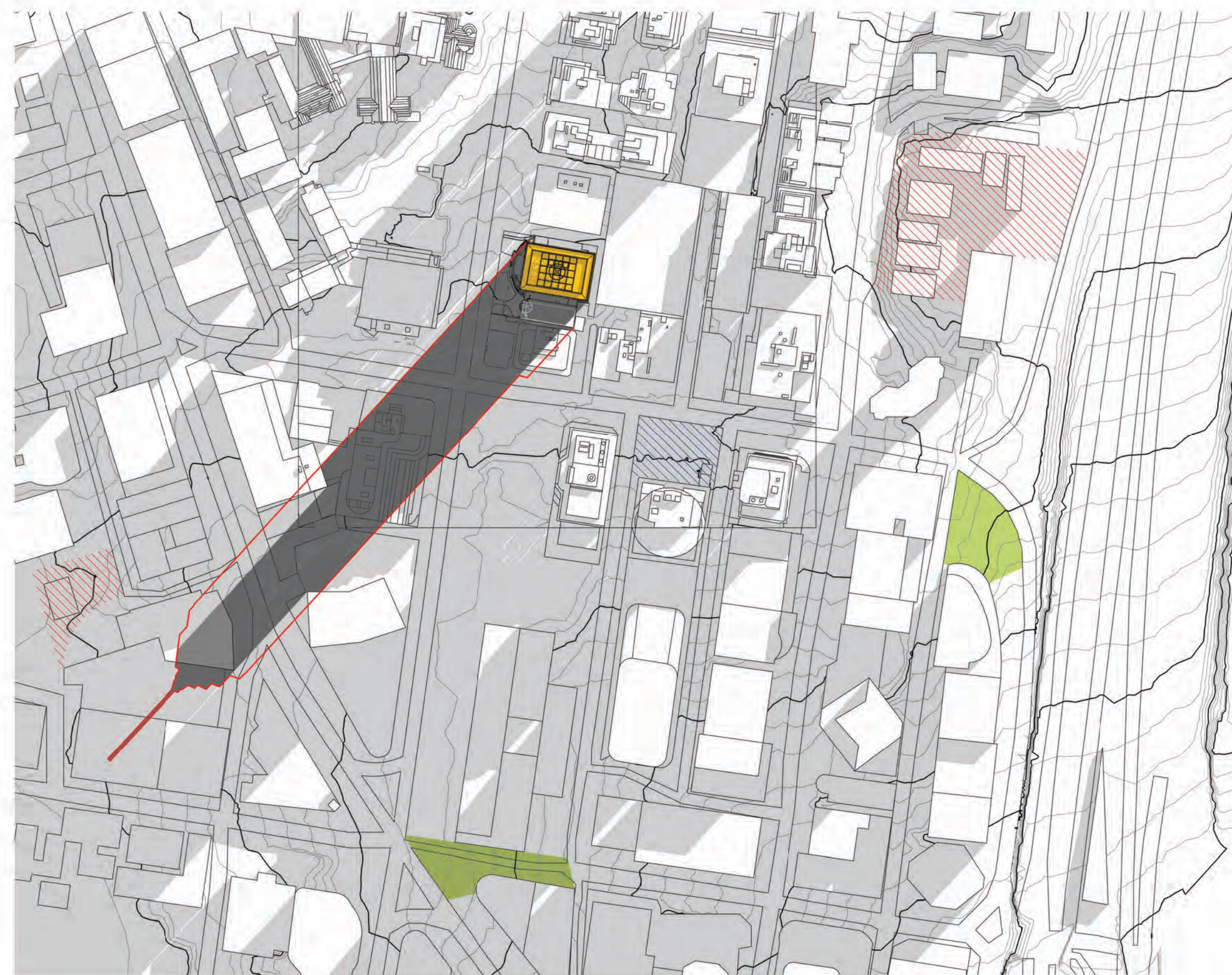
sissons.
a: Level 5, 53 Berry Street, North Sydney, NSW 2060.
p: 02 8904 1853

Drawing Title

PROPOSED SHADOW DIAGRAMS - AUTUMN EQUINOX

Project No.	Drawing No.	Stage	Rev
22-005	DA-50-22	PLANNING	1

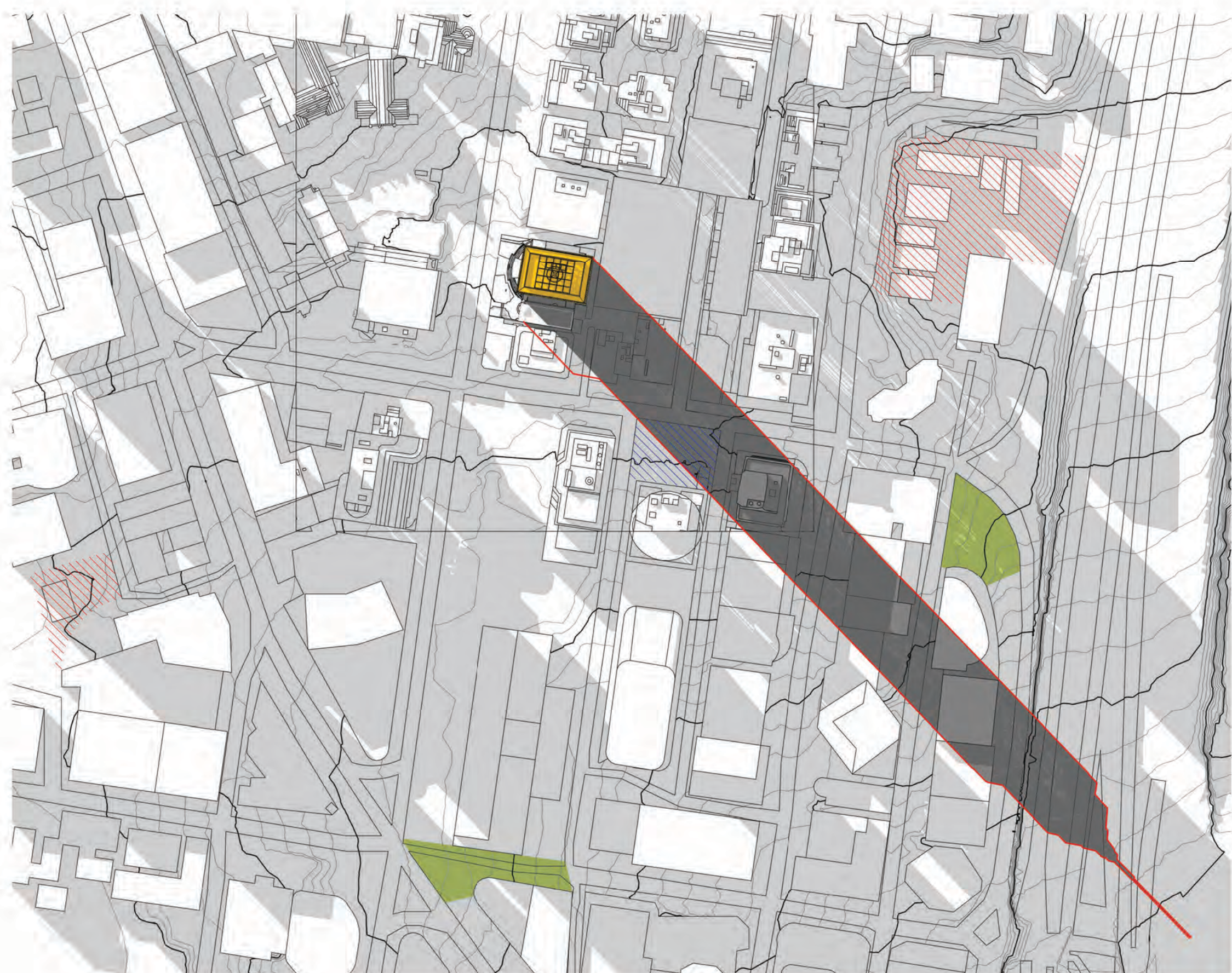
DA SUBMISSION



1 WINTER SOLSTICE 0900 - EXISTING
1 : 2000



2 WINTER SOLSTICE 1200 - EXISTING
1 : 2000



3 WINTER SOLSTICE 1500 - EXISTING
1 : 2000

Notes

ALL EXISTING CONDITIONS TO BE CHECKED ON SITE. ALL DIMENSIONS AND SETOUTS TO BE VERIFIED PRIOR TO COMMENCEMENT ON SITE. ALL OMISSIONS OR DISCREPANCIES TO BE NOTIFIED TO THE ARCHITECT.

THE COPYRIGHT OF THIS DRAWING TOGETHER WITH ANY OTHER DOCUMENTS PREPARED BY SISSONS REMAINS THE PROPERTY OF SISSONS. SISSONS GRANTS LICENCE FOR THE USE OF THIS DOCUMENT FOR THE PURPOSE FOR WHICH IT IS INTENDED. THE LICENCE IS NOT TRANSFERABLE WITHOUT THE PERMISSION OF SISSONS.

Nominated Architect: Nick Sissons NSW ARB 7210

- 1. DESIGN RESOLUTION**
 1.1 The drawings show the general architectural intent for the purposes of this Development Application.
 1.2 The internal layouts shown are indicative and subject to further detailed design development.
 1.3 Dimensions given are general and subject to detailed design resolution.
 1.4 Landscaping shown is indicative only and subject to further detailed design.
 1.5 The location of plant, equipment and services as shown on drawings is indicative only and subject to further detailed design development. Minor elements eg flues, vent pipes, arials etc have been omitted for clarity.
- 2. GRAPHIC REPRESENTATION**
 2.1 Generic colours have been used on to indicate the design intent and are not accurate representations of the actual colours of the selected materials.
 2.2 Colours on plans are used for diagrammatic purposes and do not reflect the colours of the selected materials.
- 3. EXISTING STRUCTURES AND SERVICES**
 3.1 The extent and location of the existing services and structures shown on drawings is based on the survey information provided to date. Final locations are to be determined on site.
 3.2 Existing levels shown on the drawings are based upon the existing survey information provided or extrapolated from existing spot levels provided.
 3.3 All levels are relative to the Australian Height Datum (AHD).

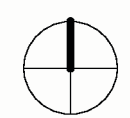
LEGEND

-  PUBLIC SQUARES
-  AREA OF SIGNIFICANCE
-  PUBLIC RECREATION (RE1)
-  BUILDING FOOTPRINT
-  SHADOW CAST
-  EXISTING SHADOW EXTENT
-  PROPOSED SHADOW EXTENT

Rev	Date	Revision Description
A	19.10.22	DRAFT DA
1	20.04.23	DA SUBMISSION

Client
 The Trust Company (Australia) Limited as trustee for 201 Miller Sub Trust
 c/o LaSalle Investment Management

Scale
 1 : 2000 (A1)
 (Half Scale @ A3)

North


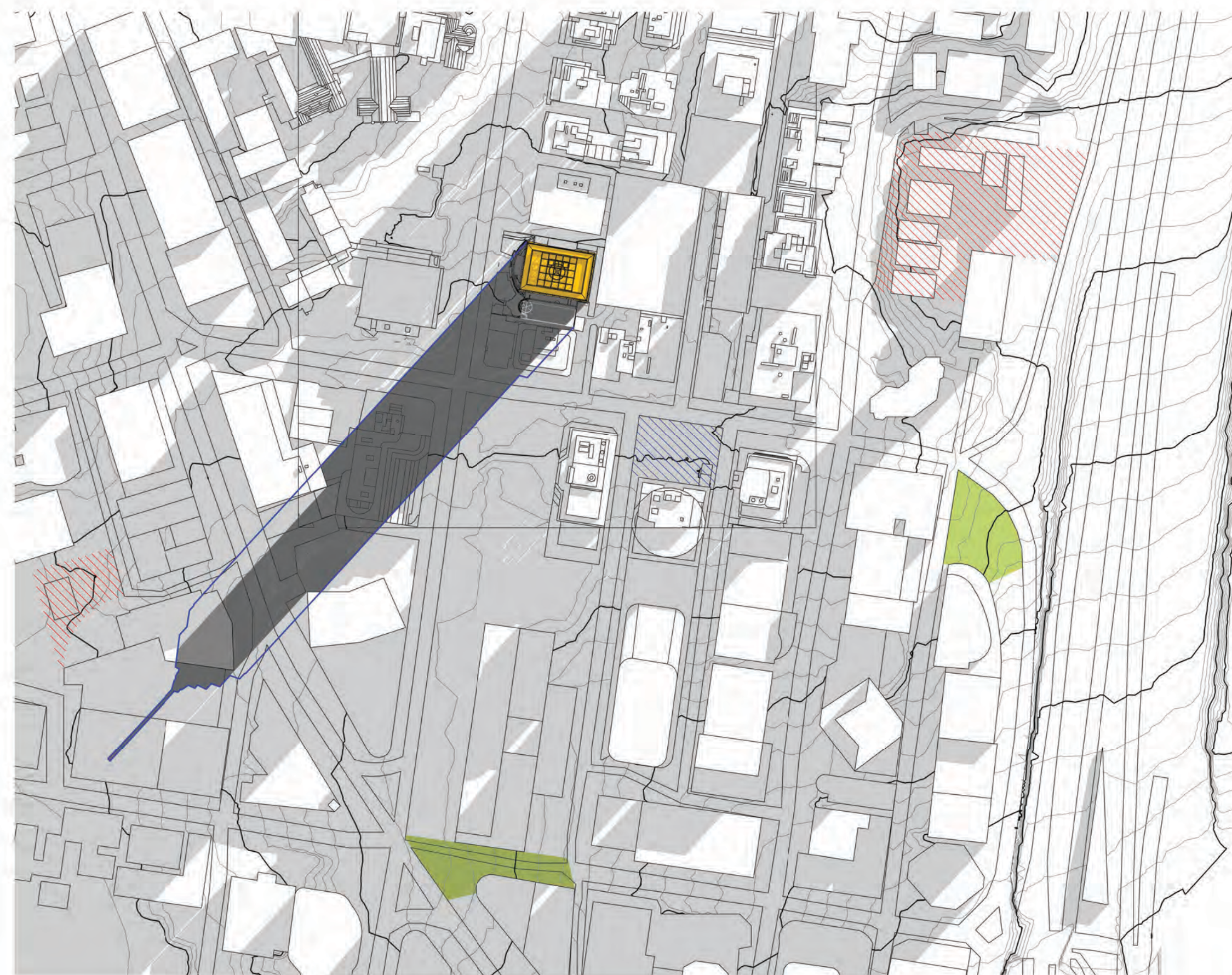
Project
 201 Miller Street

Architect
sissons.
 a: Level 5, 53 Berry Street, North Sydney, NSW 2060.
 p: 02 8904 1853

Drawing Title
 EXISTING SHADOW DIAGRAMS - WINTER SOLSTICE

Project No.	Drawing No.	Stage	Rev
22-005	DA-50-31	PLANNING	1

DA SUBMISSION



1 WINTER SOLSTICE 0900 - PROPOSED
1 : 2000



2 WINTER SOLSTICE 1200 - PROPOSED
1 : 2000



3 WINTER SOLSTICE 1500 - PROPOSED
1 : 2000

Notes
ALL EXISTING CONDITIONS TO BE CHECKED ON SITE. ALL DIMENSIONS AND SETOUTS TO BE VERIFIED PRIOR TO COMMENCEMENT ON SITE. ALL OMISSIONS OR DISCREPANCIES TO BE NOTIFIED TO THE ARCHITECT.

THE COPYRIGHT OF THIS DRAWING TOGETHER WITH ANY OTHER DOCUMENTS PREPARED BY SISSONS REMAINS THE PROPERTY OF SISSONS. SISSONS GRANTS LICENCE FOR THE USE OF THIS DOCUMENT FOR THE PURPOSE FOR WHICH IT IS INTENDED. THE LICENCE IS NOT TRANSFERABLE WITHOUT THE PERMISSION OF SISSONS.

Nominated Architect: Nick Sissons NSW ARB 7210

- 1. DESIGN RESOLUTION**
- 1.1 The drawings show the general architectural intent for the purposes of this Development Application.
 - 1.2 The internal layouts shown are indicative and subject to further detailed design development.
 - 1.3 Dimensions given are general and subject to detailed design resolution.
 - 1.4 Landscaping shown is indicative only and subject to further detailed design.
 - 1.5 The location of plant, equipment and services as shown on drawings is indicative only and subject to further detailed design development. Minor elements eg flues, vent pipes, aerauls etc have been omitted for clarity.
- 2. GRAPHIC REPRESENTATION**
- 2.1 Generic colours have been used on to indicate the design intent and are not accurate representations of the actual colours of the selected materials.
 - 2.2 Colours on plans are used for diagrammatic purposes and do not reflect the colours of the selected materials.
- 3. EXISTING STRUCTURES AND SERVICES**
- 3.1 The extent and location of the existing services and structures shown on drawings is based on the survey information provided to date. Final locations are to be determined on site.
 - 3.2 Existing levels shown on the drawings are based upon the existing survey information provided or extrapolated from existing spot levels provided.
 - 3.3 All levels are relative to the Australian Height Datum (AHD).

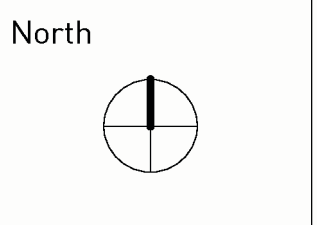
LEGEND

- PUBLIC SQUARES
- AREA OF SIGNIFICANCE
- PUBLIC RECREATION (RE1)
- BUILDING FOOTPRINT
- SHADOW CAST
- EXISTING SHADOW EXTENT
- PROPOSED SHADOW EXTENT

Rev	Date	Revision Description
1	20.04.23	DA SUBMISSION

Client
The Trust Company (Australia) Limited as trustee for 201 Miller Sub Trust
c/o LaSalle Investment Management

Scale
1 : 2000 (A1)
(Half Scale @ A3)



Project
201 Miller Street

Architect
sissons.
a: Level 5, 53 Berry Street, North Sydney, NSW 2060.
p: 02 8904 1853

Drawing Title
PROPOSED SHADOW DIAGRAMS - WINTER SOLSTICE

Project No.	Drawing No.	Stage	Rev
22-005	DA-50-32	PLANNING	1

DA SUBMISSION



Notes
 ALL EXISTING CONDITIONS TO BE CHECKED ON SITE. ALL DIMENSIONS AND SETOUTS TO BE VERIFIED PRIOR TO COMMENCEMENT ON SITE. ALL OMISSIONS OR DISCREPANCIES TO BE NOTIFIED TO THE ARCHITECT.
 THE COPYRIGHT OF THIS DRAWING TOGETHER WITH ANY OTHER DOCUMENTS PREPARED BY SISSONS REMAINS THE PROPERTY OF SISSONS. SISSONS GRANTS LICENCE FOR THE USE OF THIS DOCUMENT FOR THE PURPOSE FOR WHICH IT IS INTENDED. THE LICENCE IS NOT TRANSFERABLE WITHOUT THE PERMISSION OF SISSONS.

Nominated Architect: Nick Sissons NSW ARB 7210

- 1. DESIGN RESOLUTION**
 1.1 The drawings show the general architectural intent for the purposes of this Development Application.
 1.2 The internal layouts shown are indicative and subject to further detailed design development.
 1.3 Dimensions given are general and subject to detailed design resolution.
 1.4 Landscaping shown is indicative only and subject to further detailed design.
 1.5 The location of plant, equipment and services as shown on drawings is indicative only, and subject to further detailed design development. Minor elements eg flues, vent pipes, aeriials etc have been omitted for clarity.
- 2. GRAPHIC REPRESENTATION**
 2.1 Generic colours have been used on to indicate the design intent and are not accurate representations of the actual colours of the selected materials.
 2.2 Colours on plans are used for diagrammatic purposes and do not reflect the colours of the selected materials.
- 3. EXISTING STRUCTURES AND SERVICES**
 3.1 The extent and location of the existing services and structures shown on drawings is based on the survey information provided to date. Final locations are to be determined on site.
 3.2 Existing levels shown on the drawings are based upon the existing survey information provided or extrapolated from existing spot levels provided.
 3.3 All levels are relative to the Australian Height Datum (AHD).

Rev	Date	Revision Description
A	19.10.22	DRAFT DA
1	20.04.23	DA SUBMISSION
2	14.02.24	AMENDED DA SUBMISSION

Client
 The Trust Company (Australia) Limited as trustee for 201 Miller Sub Trust
 c/o LaSalle Investment Management

Scale
 @A1
 (Half Scale @ A3)

Project
 201 Miller Street

Architect
sissons.
 a: Level 5, 53 Berry Street, North Sydney, NSW 2060.
 p: 02 8904 1853

Drawing Title
 RENDER 01 - MILLER ST (SOUTH EAST)

Project No.	Drawing No.	Stage	Rev
22-005	DA-75-01	PLANNING	2

DA SUBMISSION



Notes

ALL EXISTING CONDITIONS TO BE CHECKED ON SITE. ALL DIMENSIONS AND SETOUTS TO BE VERIFIED PRIOR TO COMMENCEMENT ON SITE. ALL OMISSIONS OR DISCREPANCIES TO BE NOTIFIED TO THE ARCHITECT.

THE COPYRIGHT OF THIS DRAWING TOGETHER WITH ANY OTHER DOCUMENTS PREPARED BY SISSONS REMAINS THE PROPERTY OF SISSONS. SISSONS GRANTS LICENCE FOR THE USE OF THIS DOCUMENT FOR THE PURPOSE FOR WHICH IT IS INTENDED. THE LICENCE IS NOT TRANSFERABLE WITHOUT THE PERMISSION OF SISSONS.

Nominated Architect: Nick Sissons NSW ARB 7210

1. DESIGN RESOLUTION

- 1.1 The drawings show the general architectural intent for the purposes of this Development Application.
- 1.2 The internal layouts shown are indicative and subject to further detailed design development.
- 1.3 Dimensions given are general and subject to detailed design resolution.
- 1.4 Landscaping shown is indicative only and subject to further detailed design.
- 1.5 The location of plant, equipment and services as shown on drawings is indicative only and subject to further detailed design development. Minor elements eg flues, vent pipes, aerials etc have been omitted for clarity.

2. GRAPHIC REPRESENTATION

- 2.1 Generic colours have been used on to indicate the design intent and are not accurate representations of the actual colours of the selected materials.
- 2.2 Colours on plans are used for diagrammatic purposes and do not reflect the colours of the selected materials.

3. EXISTING STRUCTURES AND SERVICES

- 3.1 The extent and location of the existing services and structures shown on drawings is based on the survey information provided to date. Final locations are to be determined on site.
- 3.2 Existing levels shown on the drawings are based upon the existing survey information provided or extrapolated from existing spot levels provided.
- 3.3 All levels are relative to the Australian Height Datum (AHD).

Rev Date Revision Description

Rev	Date	Revision Description
A	19.10.22	DRAFT DA
1	20.04.23	DA SUBMISSION
2	14.02.24	AMENDED DA SUBMISSION

Client

The Trust Company (Australia) Limited as trustee for 201 Miller Sub Trust
c/o LaSalle Investment Management

Scale

@A1
(Half Scale @ A3)

Project

201 Miller Street

Architect

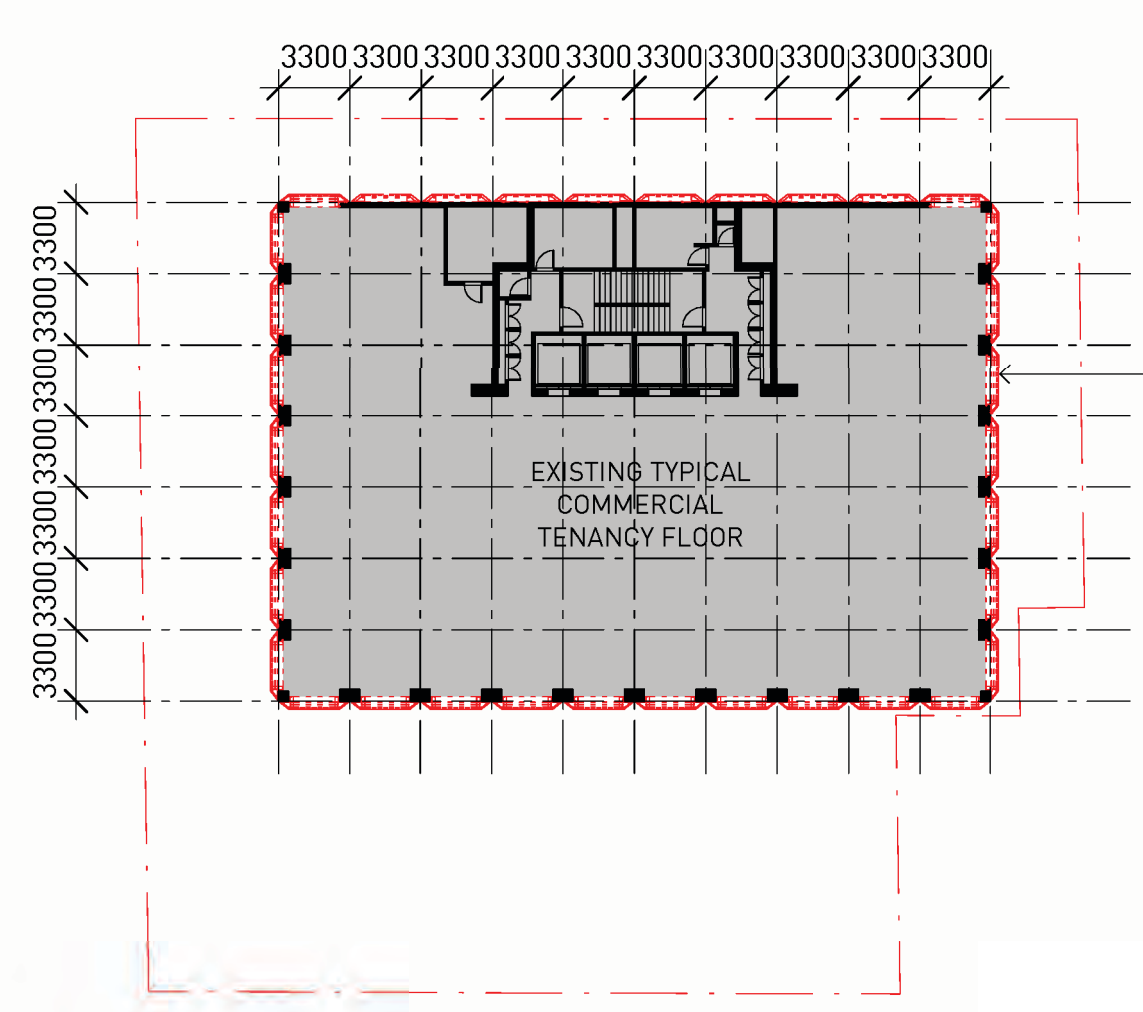
sissons.
a: Level 5, 53 Berry Street, North Sydney, NSW 2060.
p: 02 8904 1853

Drawing Title

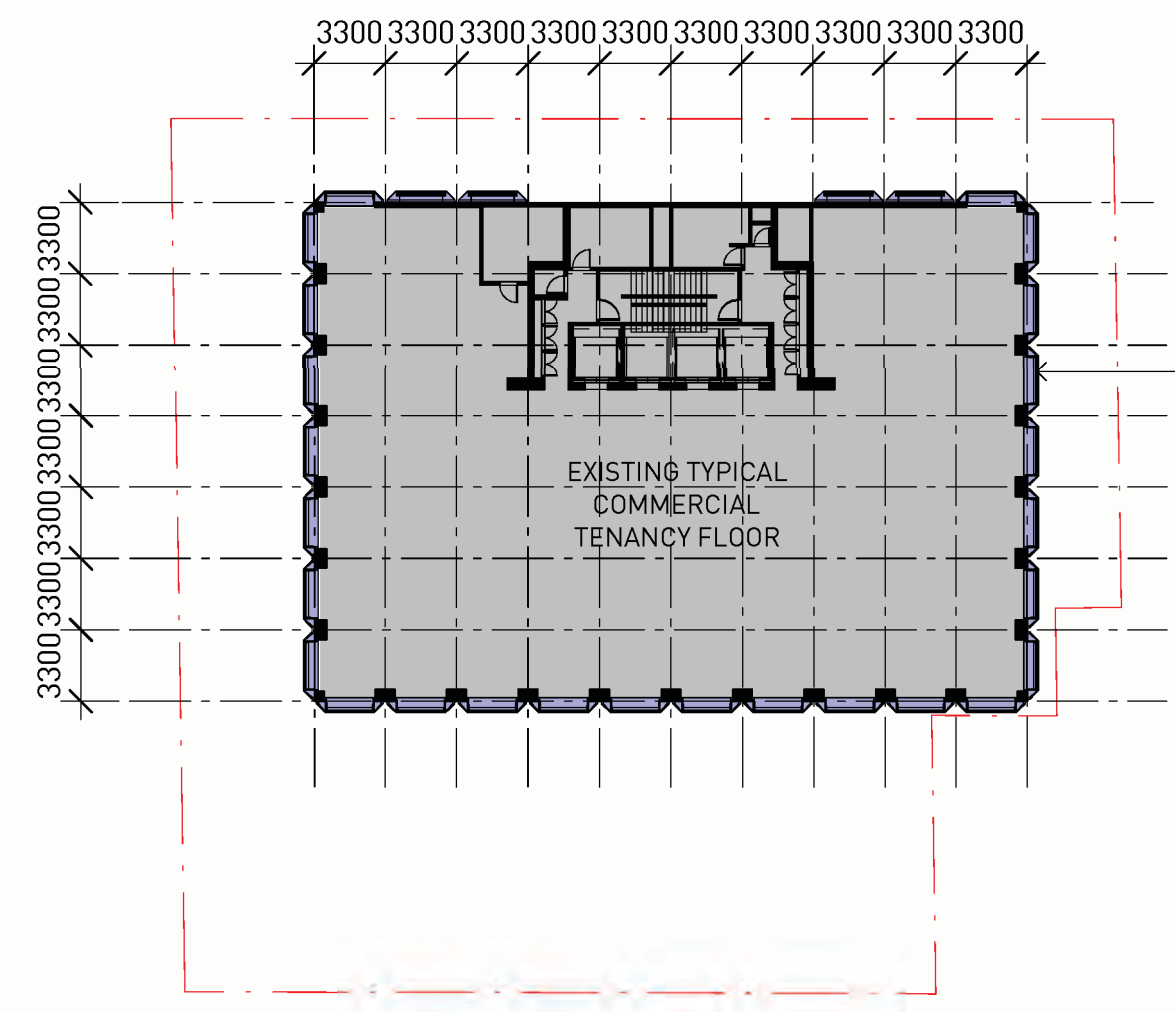
RENDER 02 - MILLER ST (NORTH EAST)

Project No.	Drawing No.	Stage	Rev
22-005	DA-75-02	PLANNING	2

DA SUBMISSION



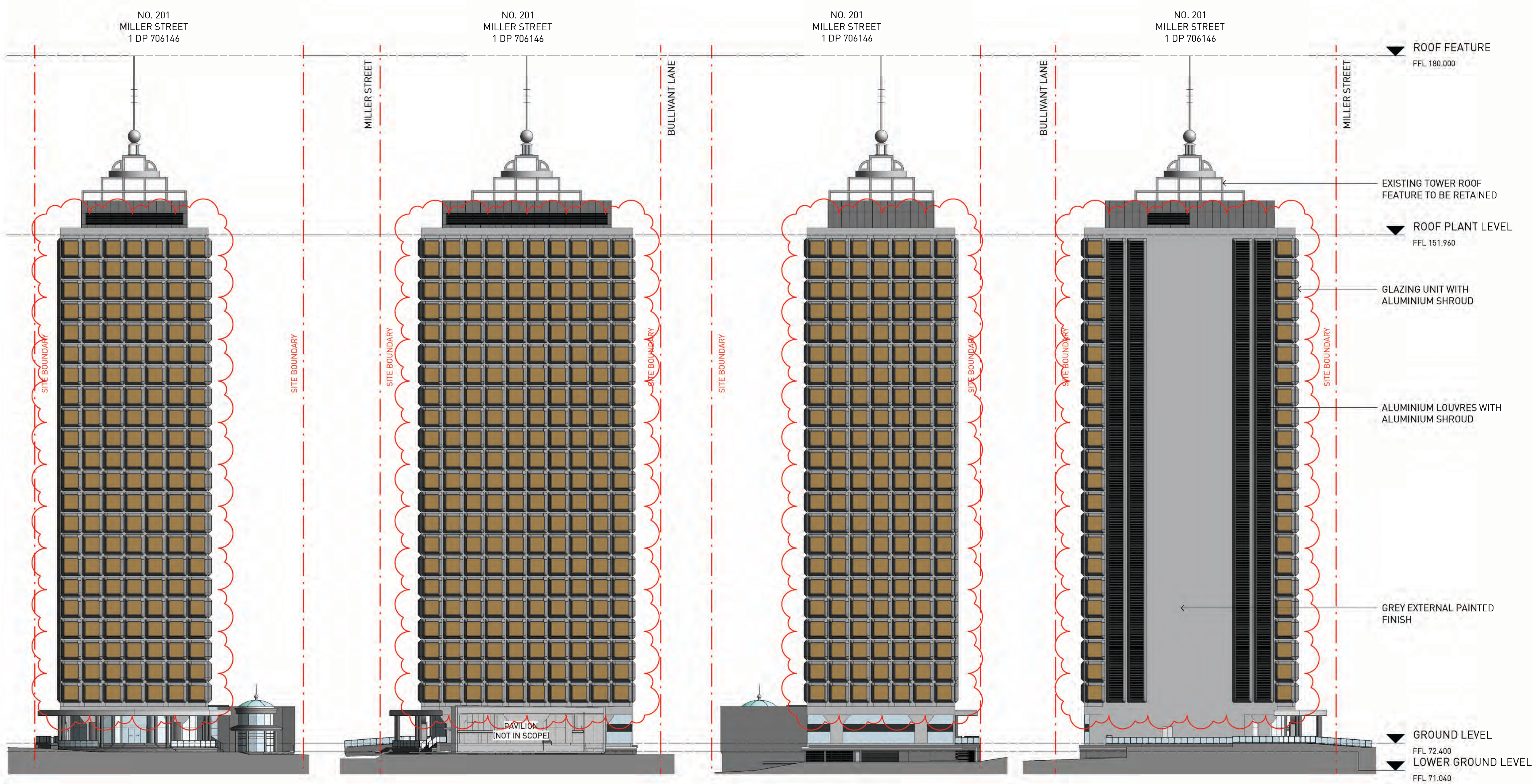
FACADE MODULES TO BE REMOVED AND REPLACED



NEW FACADE MODULES

1 EXISTING TYPICAL COMMERCIAL GA PLAN
1 : 350

2 PROPOSED TYPICAL COMMERCIAL GA PLAN
1 : 350



3 PROPOSED ELEVATION - WEST
1 : 350

4 PROPOSED ELEVATION - SOUTH
1 : 350

5 PROPOSED ELEVATION - EAST
1 : 350

6 PROPOSED ELEVATION - NORTH
1 : 350

DA SUBMISSION

Notes
ALL EXISTING CONDITIONS TO BE CHECKED ON SITE. ALL DIMENSIONS AND SETOUTS TO BE VERIFIED PRIOR TO COMMENCEMENT ON SITE. ALL OMISSIONS OR DISCREPANCIES TO BE NOTIFIED TO THE ARCHITECT.
THE COPYRIGHT OF THIS DRAWING TOGETHER WITH ANY OTHER DOCUMENTS PREPARED BY SISSONS REMAINS THE PROPERTY OF SISSONS. SISSONS GRANTS LICENCE FOR THE USE OF THIS DOCUMENT FOR THE PURPOSE FOR WHICH IT IS INTENDED. THE LICENCE IS NOT TRANSFERABLE WITHOUT THE PERMISSION OF SISSONS.

Nominated Architect: Nick Sissons NSW ARB 7210

- DESIGN RESOLUTION
 - The drawings show the general architectural intent for the purposes of this Development Application.
 - The internal layouts shown are indicative and subject to further detailed design development.
 - Dimensions given are general and subject to detailed design resolution.
 - Landscaping shown is indicative only and subject to further detailed design.
 - The location of plant, equipment and services as shown on drawings is indicative only and subject to further detailed design development. Minor elements eg flues, vent pipes, arials etc have been omitted for clarity.
- GRAPHIC REPRESENTATION
 - Generic colours have been used on to indicate the design intent and are not accurate representations of the actual colours of the selected materials.
 - Colours on plans are used for diagrammatic purposes and do not reflect the colours of the selected materials.
- EXISTING STRUCTURES AND SERVICES
 - The extent and location of the existing services and structures shown on drawings is based on the survey information provided to date. Final locations are to be determined on site.
 - Existing levels shown on the drawings are based upon the existing survey information provided or extrapolated from existing spot levels provided.
 - All levels are relative to the Australian Height Datum (AHD).

Rev	Date	Revision Description
1	20.04.23	DA SUBMISSION
2	14.02.24	AMENDED DA SUBMISSION

Client
The Trust Company (Australia) Limited as trustee for 201 Miller Sub Trust
c/o LaSalle Investment Management

Scale
1 : 350 @A1
(Half Scale @ A3)

North

Project
201 Miller Street

Architect
sissons.
a: Level 5, 53 Berry Street, North Sydney, NSW 2060.
p: 02 8904 1853

Drawing Title
NOTIFICATION PLAN

Project No.	Drawing No.	Stage	Rev
22-005	DA-90-01	PLANNING	2